

**INT. ACV-KARTRENNEN WACKERSDORF
25.-27.08.2023**








RESULTS BOOKLET | DJKM



**DEUTSCHE KART-MEISTERSCHAFT
DEUTSCHE JUNIOREN-KART-MEISTERSCHAFT
DEUTSCHE SCHALT-KART-MEISTERSCHAFT
DMSB-SCHALT-KART-CUP
MINI 60 BY CHRONO KARTING**

Deutsche Junioren Kart-Meisterschaft 2023

vorläufig - ohne Gewähr

Pos	StNr.	Fahrer	Nation	Bewerber / Sponsor	Nation	Lizenz B-Lizenz	Chassis / Motor / Reifen	Siege	Gesamt- punkte	MülSEN				Genk				Wackersdorf				
										TQ	Heats	Race 1	Race 2	TQ	Heats	Race 1	Race 2	TQ	Heats	Race 1	Race 2	
1	164	Gerstenkorn, Marc	CHE	 TB Racing Team	DEU	375 12562	KR / IAME / VEGA	3	158	1	10	16	20		10	25	25		10	25	16	
2	195	Strenge, Phil Colin	DEU	 Jens Strenge ADAC Württemberg e.V.	DEU	25516 BEK1304209	LN / TM / VEGA	2	156	3	12	13	25	3	15	10	20		1	9	20	25
3	176	Bayyati, Cemil	DEU	 Lanari Racing Team	DEU	15366 17166	KR / IAME / VEGA		134	5	15	20	16	1	8	16	9		3	12	9	20
4	188	Gorcica, David	CZE	 FORZA RACING z.s.	CZE	23AS0082 23AT00121	MS Kart / TM / VEGA	1	125		9	25	13		9	20	13			7	16	13
5	130	Kornder, Luke	DEU	 SIM-ON	DEU	12977 17883	Tony Kart / TM / VEGA		99		6	9	8	5	12	9	11		5	15	11	8
6	127	Brunner Gostner, Alex	ITA	 TB Racing Team	DEU	460701 12562	KR / IAME / VEGA		93		5	10	11		6	13	16			8	13	11
7	107	Papenburg, Tom	Rookie NLD	 TB Racing Team	DEU	42649 12562	KR / IAME / VEGA		53		8	8	9		7	11	10					
8	111	Schindler, Magnus	DEU	 Lanari Racing Team	DEU	13573 17166	KR / IAME / VEGA		51		7	11	10							6	8	9
9	108	Berthold, Julius	DEU	 TB Racing Team	DEU	35753 12562	KR / IAME / VEGA		25											5	10	10

R 23 DJKM (OK-Junior) Race 2

Strecke / track: 1190m

fastest Lap Arjen KRÄLING at: 1:03,008

started: 12 classified: 12 not classified: 0

Pos	Str. Nr.	Fahrer Driver	Nation	Bewerber / Sponsor	Nation	Lizenz B-Lizenz	Chassis / Motor / Reifen	Points	Runden Laps	Gesamtzeit Differenz	Abstand Gap	beste Runde best Lap	in R. in L.	o Geschw. o Speed
1	162	KRÄLING, Arjen	DEU	Nees Racing	DEU	12206 17863	KR / IAME / VEGA	*	17	17:59,253		1:03,008	5	67,5 km/h 68 km/h
2	195	STRENGE, Phil Colin	DEU	Jens Strenge ADAC Württemberg e.V.	DEU	25516 BEK1304209	LN / TM / VEGA	25	17	18:02,879 0:03,626	0:03,626	1:03,119	14	67,3 km/h 67,9 km/h
3	176	BAYYATI, Cemil	DEU	Lanari Racing Team	DEU	15366 17166	KR / IAME / VEGA	20	17	18:04,133 0:04,880	0:01,254	1:03,101	10	67,2 km/h 67,9 km/h
4	164	GERSTENKORN, Marc	CHE	TB Racing Team	DEU	375 12562	KR / IAME / VEGA	16	17	18:05,030 0:05,777	0:00,897	1:03,100	10	67,1 km/h 67,9 km/h
5	188	GORCICA, David	CZE	FORZA RACING z.s.	CZE	23AS0082 23AT00121	MS Kart / TM / VEGA	13	17	18:07,486 0:08,233	0:02,456	1:03,437	10	67 km/h 67,5 km/h
6	127	BRUNNER GOSTNER, Alex	ITA	TB Racing Team	DEU	460701 12562	KR / IAME / VEGA	11	17	18:08,511 0:05,258	0:01,025	1:03,037	13	66,9 km/h 68 km/h
7	153	HEZEL, Max	DEU	Oliver Hezel	DEU	27217 BEK1406359	Redspeed / TM / VEGA	*	17	18:18,083 0:18,830	0:09,572	1:03,870	8	66,3 km/h 67,1 km/h
8	108	BERTHOLD, Julius	DEU	TB Racing Team	DEU	35753 12562	KR / IAME / VEGA	10	17	18:50,067 0:50,814	0:31,984	1:05,570	15	64,4 km/h 65,3 km/h
9	111	SCHINDLER, Magnus	DEU	Lanari Racing Team	DEU	13573 17166	KR / IAME / VEGA	9	12	13:48,770 DNF	QualiP:0	1:03,898	3	62 km/h 67 km/h
10	109	RUDZEVICIUS, Kajus	DEU	NSL Racing	LTU	2023-ITG/004 2023-KL/06	OTK / TM / VEGA	*	11	12:34,315 DNF	QualiP:0	1:05,083	3	62,5 km/h 65,8 km/h
11	131	KARA OSMAN, Amin	DEU	SIM-ON	DEU	31481 17883	Kosmic / TM / VEGA	*	10	10:48,957 DNF	QualiP:0	1:03,917	3	66 km/h 67 km/h
12	130	KORNDER, Luke	DEU	SIM-ON	DEU	12977 17883	Tony Kart / TM / VEGA	8	8	8:33,659 DNF	QualiP:0	1:03,424	6	66,7 km/h 67,5 km/h

Rennleitung: Uwe Fuchs / Markus Peske Racedirektor: Horst Seidel
Sportkommissare: Nikolas Spaderna / Ulrich Bell / Gerhard Verlaan
Techn. Kommissare: H.-J. Dangers / M. Ambrosius / D. Pietzko / C. Schmidt / G. Mitscherling
Zeitnahme: KART-DATA timing service Franz Schieszler / Manuela Hintner

Zeitnahme / timekeeping
control *Schieszler*
Franz Schieszler

freigegeben: 15:04:31

R 23 DJKM (OK-Junior) Race 2

Fahrername Driver	Kräling Arjen	Sirenge Phil Colin	Bayyati Cemil	Gerstenkorn Marc	Gorcica David	Gostner Alex	Hezel Max	Berthold Julius	Schindler Magnus	Rudzevicius Kajus	Kara Osman Amin	Kornder Luke
schnellste Runde in Runde	1:03,008 Rn. 5	1:03,119 Rn. 14	1:03,101 Rn. 10	1:03,100 Rn. 10	1:03,437 Rn. 10	1:03,037 Rn. 13	1:03,870 Rn. 8	1:05,570 Rn. 15	1:03,898 Rn. 3	1:05,083 Rn. 3	1:03,917 Rn. 3	1:03,424 Rn. 6
Speed	68,0 km/h	67,9 km/h	67,9 km/h	67,9 km/h	67,5 km/h	68,0 km/h	67,1 km/h	65,3 km/h	67,0 km/h	65,8 km/h	67,0 km/h	67,5 km/h
Lap 1	1:03,606	1:04,132	1:04,892	1:05,490	1:05,643	1:07,014	1:06,302	1:08,145	1:05,235	1:07,719	1:06,902	1:04,375
Lap 2	1:03,181	1:03,445	1:03,875	1:03,567	1:04,007	1:03,819	1:04,134	1:06,075	1:04,263	1:05,583	1:04,307	1:03,742
Lap 3	1:03,264	1:03,307	1:03,327	1:03,338	1:03,634	1:04,418	1:04,064	1:05,753	1:03,898	1:05,083	1:03,917	1:03,619
Lap 4	1:03,283	1:03,412	1:03,337	1:04,324	1:03,516	1:03,778	1:04,194	1:05,615	1:04,191	1:07,452	1:04,213	1:03,486
Lap 5	1:03,008	1:03,739	1:03,317	1:03,571	1:03,615	1:03,826	1:03,996	1:08,445	1:03,994	1:10,820	1:04,180	1:03,658
Lap 6	1:03,191	1:03,869	1:03,377	1:03,474	1:03,641	1:03,297	1:04,110	1:05,836	1:04,693	1:07,596	1:04,434	1:03,424
Lap 7	1:03,337	1:03,271	1:04,151	1:03,560	1:03,638	1:03,093	1:04,198	1:05,964	1:04,671	1:06,091	1:04,001	1:04,063
Lap 8	1:03,168	1:03,404	1:03,498	1:03,706	1:03,597	1:03,641	1:03,870	1:05,777	1:06,501	1:07,090	1:04,395	1:03,531
Lap 9	1:03,468	1:03,389	1:03,396	1:03,774	1:04,004	1:03,559	1:04,055	1:06,280	1:45,794	1:11,683	1:03,936	
Lap 10	1:03,473	1:03,248	1:03,101	1:03,100	1:03,437	1:03,791	1:03,975	1:06,127	1:05,690	1:10,745	1:04,199	
Lap 11	1:03,228	1:03,422	1:03,435	1:03,190	1:03,494	1:03,287	1:03,885	1:06,555	1:05,635	1:10,504		
Lap 12	1:03,083	1:03,496	1:03,232	1:03,459	1:03,509	1:03,666	1:03,914	1:06,170	1:09,748			
Lap 13	1:03,254	1:03,605	1:03,387	1:03,394	1:03,675	1:03,037	1:04,223	1:05,997				
Lap 14	1:03,375	1:03,119	1:03,385	1:03,494	1:03,654	1:03,848	1:04,477	1:05,791				
Lap 15	1:03,386	1:03,762	1:03,425	1:03,285	1:03,474	1:03,903	1:04,641	1:05,570				
Lap 16	1:03,426	1:03,468	1:03,632	1:03,507	1:03,783	1:03,970	1:04,890	1:05,862				
Lap 17	1:03,396	1:03,582	1:03,343	1:03,543	1:03,487	1:03,284	1:04,783	1:06,194				

R 23 DJKM (OK-Junior) Race 2

Ziel		Sektion 1		Sektion 2		Sektion 3	
Fahrername	Zeit	Fahrername	Zeit	Fahrername	Zeit	Fahrername	Zeit
1 162 Kraling,Arjen	1:03,008	162 Kraling,Arjen	0:22,689	164 Gerstenkorn,Marc	0:21,453	164 Gerstenkorn,Marc	0:18,590
2 127 Brunner Gostner,Alex	1:03,037	127 Brunner Gostner,Alex	0:22,733	162 Kraling,Arjen	0:21,570	162 Kraling,Arjen	0:18,616
3 164 Gerstenkorn,Marc	1:03,100	176 Bayyati,Cemil	0:22,799	130 Kornder,Luke	0:21,781	111 Schindler,Magnus	0:18,725
4 176 Bayyati,Cemil	1:03,101	195 Strenge,Phil Colin	0:22,824	127 Brunner Gostner,Alex	0:21,784	153 Hezel,Max	0:18,754
5 195 Strenge,Phil Colin	1:03,119	130 Kornder,Luke	0:22,839	153 Hezel,Max	0:21,892	130 Kornder,Luke	0:18,802
6 130 Kornder,Luke	1:03,424	164 Gerstenkorn,Marc	0:22,876	195 Strenge,Phil Colin	0:21,918	195 Strenge,Phil Colin	0:18,937
7 188 Gorcica,David	1:03,437	131 Kara Osman,Amin	0:23,047	111 Schindler,Magnus	0:22,707	127 Brunner Gostner,Alex	0:19,182
8 153 Hezel,Max	1:03,870	188 Gorcica,David	0:23,061	176 Bayyati,Cemil	0:23,061	176 Bayyati,Cemil	
9 111 Schindler,Magnus	1:03,898	153 Hezel,Max	0:23,087	188 Gorcica,David	0:23,087	188 Gorcica,David	
10 131 Kara Osman,Amin	1:03,917	111 Schindler,Magnus	0:23,179	108 Berthold,Julius	0:23,179	108 Berthold,Julius	
11 109 Rudzevicius,Kajus	1:05,083	109 Rudzevicius,Kajus	0:23,551	109 Rudzevicius,Kajus	0:23,551	109 Rudzevicius,Kajus	
12 108 Berthold,Julius	1:05,570	108 Berthold,Julius	0:23,579	131 Kara Osman,Amin	0:23,579	131 Kara Osman,Amin	

R 23 DJKM (OK-Junior) Race 2

Die schnellsten Zeiten

Ort	Nr. Fahrername	Zeit	Streckenl.	Ø Speed
Ziel	162 Krilling,Arjen	1:03,008	1190 m	68,0 km/h
Sektion 1	162 Krilling,Arjen	0:22,689	452 m	71,7 km/h
Sektion 2	164 Gerstenkorn,Marc	0:21,453	368 m	61,8 km/h
Sektion 3	164 Gerstenkorn,Marc	0:18,590	370 m	71,7 km/h

	Smr.162 Krilling,Arjen DEU Nees Racing theoretisch mögliche Bestzeit 1:02,875		Smr.195 Strenge,Phil Colin DEU Jens Strenge ADAC Württemberg e.V. theoretisch mögliche Bestzeit 1:03,679		Smr.176 Bayyati,Cemil DEU Lanari Racing Team theoretisch mögliche Bestzeit 0:22,799		Smr.164 Gerstenkorn,Marc CHE TB Racing Team theoretisch mögliche Bestzeit 1:02,919		Smr.188 Gorcica,David CZE FORZA RACING z.s. theoretisch mögliche Bestzeit 0:23,061					
	Ziel	Sektion 1	Sektion 2	Sektion 3	Ziel	Sektion 1	Sektion 2	Sektion 3	Ziel	Sektion 1	Sektion 2	Sektion 3		
best	1:03,008	0:22,689	0:21,570	0:18,616	1:03,119	0:22,824	0:21,918	0:18,937	1:03,100	0:22,876	0:21,453	0:18,590	1:03,437	0:23,061
Runde 1	1:03,606	0:23,243	0:21,692	0:18,671	1:04,132	0:23,277	0:21,918	0:18,937	1:05,490	0:24,269	0:22,423	0:18,798	1:05,643	0:23,990
Runde 2	1:03,181	0:22,758	0:21,661	0:18,762	1:03,445	0:22,985			1:03,567	0:23,086	0:21,685	0:18,796	1:04,007	0:23,292
Runde 3	1:03,264	0:22,918	0:21,622	0:18,724	1:03,307	0:22,877			1:03,338	0:22,876	0:21,695	0:18,767	1:03,634	0:23,210
Runde 4	1:03,283	0:22,844	0:21,680	0:18,759	1:03,412	0:22,824			1:04,324	0:23,100	0:22,061	0:19,163	1:03,516	0:23,067
Runde 5	1:03,008	0:22,818	0:21,574	0:18,616	1:03,739	0:22,839			1:03,571	0:23,049	0:21,641	0:18,881	1:03,615	0:23,151
Runde 6	1:03,191	0:22,761	0:21,640	0:18,790	1:03,869	0:22,883			1:03,474	0:22,997	0:21,728	0:18,749	1:03,641	0:23,228
Runde 7	1:03,337	0:22,815	0:21,598	0:18,924	1:03,271	0:22,908			1:03,560	0:23,020	0:21,797	0:18,743	1:03,638	0:23,238
Runde 8	1:03,168	0:22,834	0:21,570	0:18,764	1:03,404	0:22,888			1:03,706	0:23,039	0:21,896	0:18,771	1:03,597	0:23,061
Runde 9	1:03,468	0:22,856	0:21,750	0:18,862	1:03,389	0:22,963			1:03,774	0:23,166	0:21,809	0:18,799	1:04,004	0:23,297
Runde 10	1:03,473	0:22,893	0:21,687	0:18,893	1:03,248	0:22,866			1:03,100	0:23,014	0:21,496	0:18,590	1:03,437	0:23,255
Runde 11	1:03,228	0:22,727	0:21,721	0:18,780	1:03,422	0:22,953			1:03,190	0:22,892	0:21,594	0:18,704	1:03,494	0:23,195
Runde 12	1:03,083	0:22,689	0:21,667	0:18,727	1:03,496	0:22,914			1:03,459	0:23,074	0:21,520	0:18,865	1:03,509	0:23,139
Runde 13	1:03,254	0:22,859	0:21,631	0:18,764	1:03,605	0:23,054			1:03,394	0:23,033	0:21,544	0:18,817	1:03,675	0:23,287
Runde 14	1:03,375	0:22,765			1:03,119	0:22,917			1:03,494	0:23,022			1:03,654	0:23,145
Runde 15	1:03,386	0:22,860			1:03,762	0:22,936			1:03,285	0:23,061	0:21,453	0:18,771	1:03,474	0:23,112
Runde 16	1:03,426	0:22,918	0:21,600	0:18,908	1:03,468	0:22,831			1:03,507	0:23,143			1:03,783	0:23,317
Runde 17	1:03,396	0:22,764			1:03,582	0:22,865			1:03,543	0:22,909	0:21,750	0:18,884	1:03,487	0:23,204

R 23 DJKM (OK-Junior) Race 2

Die schnellsten Zeiten

Ort	Nr. Fahrername	Streckenl.	Zeit	Ø Speed
Ziel	162 Krilling,Arjen	1190 m	1:03,008	68,0 km/h
Sektion 1	162 Krilling,Arjen	452 m	0:22,689	71,7 km/h
Sektion 2	164 Gerstenkorn,Marc	368 m	0:21,453	61,8 km/h
Sektion 3	164 Gerstenkorn,Marc	370 m	0:18,590	71,7 km/h

	Snr.127 Brunner Gostner,Alex ITA TB Racing Team		Snr.153 Hezel,Max DEU Oliver Hezel		Snr.108 Berthold,Julius DEU TB Racing Team		Snr.111 Schindler,Magnus DEU Lanari Racing Team		Snr.109 Rudzevicius,Kajus DEU NSL Racing					
	theoretisch mögliche Bestzeit	Ziel	theoretisch mögliche Bestzeit	Ziel	theoretisch mögliche Bestzeit	Ziel	theoretisch mögliche Bestzeit	Ziel	theoretisch mögliche Bestzeit	Ziel				
best	1:03,037	0:22,733	0:21,784	0:19,182	1:03,870	0:23,087	0:21,892	0:18,754	1:03,898	0:23,179	0:22,707	0:18,725	1:05,083	0:23,551
Runde 1	1:07,014	0:24,079			1:06,302	0:24,637	0:22,630	0:19,035	1:05,235	0:23,803	0:22,707	0:18,725	1:07,719	0:24,449
Runde 2	1:03,819	0:23,044			1:04,134	0:23,380	0:21,959	0:18,795	1:04,263	0:23,413			1:05,583	0:23,604
Runde 3	1:04,418	0:23,452	0:21,784	0:19,182	1:04,064	0:23,210	0:21,910	0:18,944	1:03,898	0:23,312			1:05,083	0:23,551
Runde 4	1:03,778	0:23,177			1:04,194	0:23,353	0:22,061	0:18,780	1:04,191	0:23,459			1:07,452	0:23,937
Runde 5	1:03,826	0:23,194			1:03,996	0:23,202	0:21,934	0:18,860	1:03,994	0:23,179			1:10,820	0:25,606
Runde 6	1:03,297	0:23,128			1:04,110	0:23,257	0:22,058	0:18,795	1:04,693	0:23,565			1:07,596	0:25,043
Runde 7	1:03,093	0:22,901			1:04,198	0:23,273	0:22,071	0:18,854	1:04,671	0:23,219			1:06,091	0:23,940
Runde 8	1:03,641	0:22,925			1:03,870	0:23,182	0:21,892	0:18,796	1:06,501	0:23,628			1:07,090	0:23,766
Runde 9	1:03,559	0:23,067			1:04,055	0:23,232	0:22,063	0:18,760	1:45,794	1:04,183			1:11,683	0:25,451
Runde 10	1:03,791	0:22,873			1:03,975	0:23,141	0:22,080	0:18,754	1:05,690	0:23,521			1:10,745	0:24,463
Runde 11	1:03,287	0:22,741			1:03,885	0:23,087	0:22,016	0:18,782	1:05,635	0:23,663			1:10,504	0:24,954
Runde 12	1:03,666	0:23,009			1:03,914	0:23,140	0:21,919	0:18,855	1:09,748	0:23,762				
Runde 13	1:03,037	0:22,822			1:04,223	0:23,104	0:22,172	0:18,947						
Runde 14	1:03,848	0:23,042			1:04,477	0:23,410	0:22,062	0:19,005						
Runde 15	1:03,903	0:22,923			1:04,641	0:23,200	0:22,325	0:19,116						
Runde 16	1:03,970	0:22,789			1:04,890	0:23,440	0:22,267	0:19,183						
Runde 17	1:03,284	0:22,733			1:04,783	0:23,288	0:22,227	0:19,268						



R 23 DJKM (OK-Junior) Race 2

Die schnellsten Zeiten

Ort	Nr. Fahrername	Zeit	Streckenl.	Ø Speed
Ziel	162 Krilling,Arjen	1:03,008	1190 m	68,0 km/h
Sektion 1	162 Krilling,Arjen	0:22,689	452 m	71,7 km/h
Sektion 2	164 Gerstenkorn,Marc	0:21,453	368 m	61,8 km/h
Sektion 3	164 Gerstenkorn,Marc	0:18,590	370 m	71,7 km/h

Smr.131 Kara Osman,Amin
DEU
SIM-ON

theoretisch mögliche Bestzeit 0:23,047
Ziel Sektion 1 Sektion 2 Sektion 3

best	1:03,917	0:23,047		
Runde 1	1:06,902	0:24,769		
Runde 2	1:04,307	0:23,178		
Runde 3	1:03,917	0:23,164		
Runde 4	1:04,213	0:23,202		
Runde 5	1:04,180	0:23,227		
Runde 6	1:04,434	0:23,336		
Runde 7	1:04,001	0:23,199		
Runde 8	1:04,395	0:23,242		
Runde 9	1:03,936	0:23,047		
Runde 10	1:04,199	0:23,141		
Runde 11				

Smr.130 Kornder,Luke
DEU
SIM-ON

theoretisch mögliche Bestzeit 1:03,422
Ziel Sektion 1 Sektion 2 Sektion 3

best	1:03,424	0:22,839	0:21,781	0:18,802
Runde 1	1:04,375	0:23,602	0:21,971	0:18,802
Runde 2	1:03,742	0:23,031	0:21,781	0:18,930
Runde 3	1:03,619	0:22,885	0:21,911	0:18,823
Runde 4	1:03,486	0:22,894		
Runde 5	1:03,658	0:22,911		
Runde 6	1:03,424	0:22,839		
Runde 7	1:04,063	0:22,976		
Runde 8	1:03,531	0:22,882		
Runde 9		0:23,033		
Runde 10				
Runde 11				

Ziel Sektion 1 Sektion 2 Sektion 3

Ziel Sektion 1 Sektion 2 Sektion 3

Ziel Sektion 1 Sektion 2 Sektion 3

Ziel Sektion 1 Sektion 2 Sektion 3

R 19 DJKM (OK-Junior) Race 1

Strecke / track: 1190m

fastest Lap Arjen KRÄLING at: 1:02,879

started: 12 classified: 11 not classified: 1 excluded: 1

Pos	St. Nr.	Fahrer Driver	Nation	Bewerber / Sponsor	Nation	Lizenz R-Lizenz	Chassis / Motor / Reifen	Penalty	Points	Runden Laps	Gesamtzeit Differenz	Abstand Gap	beste Runde best Lap	in R. in L.	o Geschw. o Speed
1	162	KRÄLING, Arjen	DEU	Nees Racing	DEU	12206 17863	KR / IAME / VEGA		*	17	18:00,939		1:02,879	16	67,4 km/h 68,1 km/h
2	164	GERSTENKORN, Marc	CHE	TB Racing Team	DEU	375 12562	KR / IAME / VEGA		25	17	18:01,578 0:00,639	0:00,639	1:02,951	14	67,3 km/h 68,1 km/h
3	195	STRENGE, Phil Colin	DEU	Jens Strenge ADAC Württemberg e.V.	DEU	25516 BEK1304209	LN / TM / VEGA		20	17	18:06,722 0:05,783	0:05,144	1:03,158	11	67 km/h 67,8 km/h
4	188	GORCICA, David	CZE	FORZA RACING z.s.	CZE	23AS0082 23AT00121	MS Kart / TM / VEGA		16	17	18:09,722 0:08,783	0:03,000	1:03,255	15	66,8 km/h 67,7 km/h
5	127	BRUNNER GOSTNER, Alex	ITA	TB Racing Team	DEU	460701	KR / IAME / VEGA		13	17	18:10,290	0:00,568	1:02,895	10	66,8 km/h 68,1 km/h
6	130	KORNDER, Luke	DEU	SIM-ON	DEU	12977 17883	Tony Kart / TM / VEGA	10 sec.	11	17	18:14,253 0:13,314	0:03,963	1:03,037	17	66,6 km/h 68 km/h
7	108	BERTHOLD, Julius	DEU	TB Racing Team	DEU	35753 12562	KR / IAME / VEGA		10	17	18:51,628 0:50,689	0:37,375	1:05,607	8	64,4 km/h 65,3 km/h
8	109	RUDZEVICIUS, Kajus	DEU	NSL Racing	LTU	2023-ITG/004 2023-KL/06	OTK / TM / VEGA		*	17	18:55,063 0:54,124	0:03,435	1:05,467	17	64,2 km/h 65,4 km/h
9	131	KARA OSMAN, Amin	DEU	SIM-ON	DEU	31481	Kosmic / TM / VEGA		*	10	10:50,877	DNF	QualiP:8	5	65,8 km/h 67,3 km/h
10	176	BAYYATI, Cemil	DEU	Lanari Racing Team	DEU	15366 17166	KR / IAME / VEGA		9	0	0:03,422 DNF	DNF	QualiP:2		
11	111	SCHINDLER, Magnus	DEU	Lanari Racing Team	DEU	13573 17166	KR / IAME / VEGA		8	0	0:03,968 DNF	DNF	QualiP:9		
the following drivers are disqualified															
DSQ	153	HEZEL, Max	DEU	Oliver Hezel	DEU	27217 BEK1406359	Redspeed / TM / VEGA				DSQ	disqualified			

StNr. 130 5 sec penalty causing a collision

StNr. 130 5 sec. penalty Frontfairing

StNr. 153 Disqualifikation from the Final

Rennleitung: Uwe Fuchs / Markus Peske Racedirektor: Horst Seidel

Sportkommissare: Nikolas Spaderna / Ulrich Bell / Gerhard Verlaan

Techn. Kommissare: H.-J. Dangers / M. Ambrosius / D. Pietzko / C. Schmidt / G. Mitscherling

Zeitnahme: KART-DATA timing service Franz Schieszler / Manuela Hintner

Zeitnahme / timekeeping

control *Schieszler*
Franz Schieszler

freigegeben: 12:20:52



6	111	Lanari Racing Team SCHINDLER Magnus Startposition 11
5	131	SIM-ON KARA OSMAN Amin Startposition 9
4	108	TB Racing Team BERTHOLD Julius Startposition 7
3	127	TB Racing Team BRUNNER GOSTNER Alex Startposition 5
2	195	Jens Streng STRENGE Phil Colin Startposition 3
1	162	Nees Racing KRÄLING Arjen Startposition 1

6	153	Oliver Hezel HEZEL Max Startposition 12
5	176	Lanari Racing Team BAYYATI Cemil Startposition 10
4	109	NSL Racing RUDZEVICIUS Kajus Startposition 8
3	130	SIM-ON KORNDER Luke Startposition 6
2	188	FORZA RACING z.s. GORCICA David Startposition 4
1	164	TB Racing Team GERSTENKORN Marc Startposition 2



Starting Grid of DJKM (OK-Junior)

Rennen 23

R 19 DJKM (OK-Junior) Race 1

Strecke / track: 1190m

fastest Lap Arjen KRÄLING at: 1:02,879

started: 12 classified: 12 not classified: 0

Pos	Str. Nr.	Fahrer Driver	Nation	Bewerber / Sponsor	Nation	Lizenz	Chassis / Motor / Reifen	Penalty	Points	Runden Laps	Gesamtzeit Differenz	Abstand Gap	beste Runde best Lap	in R. in L.	o Geschw. o Speed
1	162	KRÄLING, Arjen	DEU	Nees Racing	DEU	12206 17863	KR / IAME / VEGA		*	17	18:00,939		1:02,879	16	67,4 km/h 68,1 km/h
2	164	GERSTENKORN, Marc	CHE	TB Racing Team	DEU	375 12562	KR / IAME / VEGA		25	17	18:01,578 0:00,639	0:00,639	1:02,951	14	67,3 km/h 68,1 km/h
3	195	STRENGE, Phil Colin	DEU	Jens Strenge ADAC Württemberg e.V.	DEU	25516 BEK1304209	LN / TM / VEGA		20	17	18:06,722 0:05,783	0:05,144	1:03,158	11	67 km/h 67,8 km/h
4	153	HEZEL, Max	DEU	Oliver Hezel	DEU	27217 BEK1406359	Redspeed / TM / VEGA		*	17	18:09,307 0:08,368	0:02,585	1:03,244	17	66,9 km/h 67,7 km/h
5	188	GORCICA, David	CZE	FORZA RACING z.s.	CZE	23AS0082 23AT00121	MS Kart / TM / VEGA		16	17	18:09,722 0:08,783	0:00,415	1:03,255	15	66,8 km/h 67,7 km/h
6	127	BRUNNER GOSTNER, Alex	ITA	TB Racing Team	DEU	460701 12562	KR / IAME / VEGA			13	18:10,290 0:09,351	0:00,568	1:02,895	10	66,8 km/h 68,1 km/h
7	130	KORNDER, Luke	DEU	SIM-ON	DEU	12977 17883	Tony Kart / TM / VEGA	10 sec.	11	17	18:14,253 0:13,314	0:03,963	1:03,037	17	66,6 km/h 68 km/h
8	108	BERTHOLD, Julius	DEU	TB Racing Team	DEU	35753 12562	KR / IAME / VEGA		10	17	18:51,628 0:50,689	0:37,375	1:05,607	8	64,4 km/h 65,3 km/h
9	109	RUDZEVICIUS, Kajus	DEU	NSL Racing	LTU	2023-ITG/004 2023-KL/06	OTK / TM / VEGA		*	17	18:55,063 0:54,124	0:03,435	1:05,467	17	64,2 km/h 65,4 km/h
10	131	KARA OSMAN, Amin	DEU	SIM-ON	DEU	31481 17883	Kosmic / TM / VEGA		*	10	10:50,877 DNF	QualiP:8	1:03,609	5	65,8 km/h 67,3 km/h
11	176	BAYYATI, Cemil	DEU	Lanari Racing Team	DEU	15366 17166	KR / IAME / VEGA			9	0:03,422 DNF	QualiP:2			
12	111	SCHINDLER, Magnus	DEU	Lanari Racing Team	DEU	13573 17166	KR / IAME / VEGA			8	0:03,968 DNF	QualiP:9			

StNr. 130 5 sec penalty causing a collision

StNr. 130 5 sec. penalty Frontfairing

Rennleitung: Uwe Fuchs / Markus Peske Racedirektor: Horst Seidel

Sportkommissare: Nikolas Spaderna / Ulrich Bell / Gerhard Verlaan

Techn. Kommissare: H.-J. Dangers / M. Ambrosius / D. Pietzko / C. Schmidt / G. Mitscherling

Zeitnahme: KART-DATA timing service Franz Schieszler / Manuela Hintner

Zeitnahme / timekeeping

Control *Schieszler*
Franz Schieszler

freigegeben: 11:46:44

R 19 DJKM (OK-Junior) Race 1

Fahrername Driver	Kräling Arjen	Gerstenkorn Marc	Strengé Phil Collin	Kornder Luke	Hezel Max	Gorica David	Gostmer Alex	Berthold Julius	Rudzevicius Kajus	Kara Osman Amin	Bayyati Cemil	Schindler Magnus
schnellste Runde in Runde	1:02,879 Rn. 16	1:02,951 Rn. 14	1:03,158 Rn. 11	1:03,037 Rn. 17	1:03,244 Rn. 17	1:03,255 Rn. 15	1:02,895 Rn. 10	1:05,607 Rn. 8	1:05,467 Rn. 17	1:03,609 Rn. 5		
Speed	68,1 km/h	68,1 km/h	67,8 km/h	68,0 km/h	67,7 km/h	67,7 km/h	68,1 km/h	65,3 km/h	65,4 km/h	67,3 km/h		
Lap 1	1:06,228	1:05,903	1:07,464	1:07,145	1:08,092	1:06,899	1:09,203	1:09,803	1:09,637	1:10,699		
Lap 2	1:03,427	1:03,598	1:03,906	1:03,845	1:03,546	1:04,604	1:03,758	1:07,115	1:06,811	1:05,184		
Lap 3	1:03,567	1:03,127	1:03,807	1:03,774	1:04,130	1:04,189	1:04,243	1:06,210	1:05,720	1:04,226		
Lap 4	1:02,942	1:03,171	1:03,420	1:03,410	1:03,751	1:03,884	1:03,478	1:06,759	1:05,523	1:03,872		
Lap 5	1:03,158	1:03,225	1:03,485	1:03,303	1:03,772	1:04,485	1:03,854	1:06,207	1:05,548	1:03,609		
Lap 6	1:03,113	1:03,223	1:03,556	1:03,395	1:03,913	1:04,388	1:04,645	1:05,782	1:07,320	1:03,770		
Lap 7	1:03,231	1:03,329	1:03,643	1:03,246	1:03,463	1:03,610	1:03,502	1:06,573	1:07,129	1:04,037		
Lap 8	1:03,217	1:03,284	1:03,518	1:03,258	1:03,595	1:03,740	1:03,457	1:05,607	1:05,977	1:03,727		
Lap 9	1:03,484	1:03,141	1:03,421	1:03,153	1:03,604	1:03,468	1:03,790	1:05,778	1:06,071	1:03,822		
Lap 10	1:02,952	1:03,209	1:03,612	1:03,320	1:03,370	1:03,417	1:02,895	1:05,747	1:06,512	1:03,936		
Lap 11	1:03,172	1:03,147	1:03,158	1:03,674	1:03,605	1:03,324	1:03,452	1:06,346	1:08,122			
Lap 12	1:03,162	1:03,173	1:03,202	1:03,157	1:03,510	1:03,388	1:03,838	1:06,015	1:05,942			
Lap 13	1:03,046	1:03,119	1:03,645	1:03,512	1:03,411	1:03,278	1:03,132	1:05,761	1:06,222			
Lap 14	1:03,113	1:02,951	1:03,286	1:03,187	1:03,365	1:03,324	1:03,330	1:05,751	1:06,073			
Lap 15	1:03,192	1:03,087	1:03,491	1:03,239	1:03,260	1:03,255	1:03,436	1:05,741	1:06,970			
Lap 16	1:02,879	1:03,043	1:03,373	1:03,273	1:03,469	1:03,377	1:03,360	1:06,006	1:05,629			
Lap 17	1:03,175	1:04,137	1:03,308	1:03,037	1:03,244	1:03,293	1:03,110	1:05,766	1:05,467			

R 19 DJKM (OK-Junior) Race 1

Ziel		Sektion 1		Sektion 2		Sektion 3	
Fahrername	Zeit	Fahrername	Zeit	Fahrername	Zeit	Fahrername	Zeit
1 162 Kräling,Arjen	1:02,879	164 Gerstenkorn,Marc	0:22,665	164 Gerstenkorn,Marc	0:21,256	127 Brunner Gostner,Alex	0:18,497
2 127 Brunner Gostner,Alex	1:02,895	162 Kräling,Arjen	0:22,719	162 Kräling,Arjen	0:21,428	188 Gorcica,David	0:18,574
3 164 Gerstenkorn,Marc	1:02,951	127 Brunner Gostner,Alex	0:22,730	188 Gorcica,David	0:21,439	162 Kräling,Arjen	0:18,580
4 130 Kornder,Luke	1:03,037	130 Kornder,Luke	0:22,795	195 Streng,Phil Colin	0:21,442	130 Kornder,Luke	0:18,612
5 195 Streng,Phil Colin	1:03,158	153 Hezel,Max	0:22,881	130 Kornder,Luke	0:21,459	153 Hezel,Max	0:18,648
6 153 Hezel,Max	1:03,244	195 Streng,Phil Colin	0:22,904	127 Brunner Gostner,Alex	0:21,526	131 Kara Osman,Amin	0:18,654
7 188 Gorcica,David	1:03,255	188 Gorcica,David	0:22,955	153 Hezel,Max	0:21,590	164 Gerstenkorn,Marc	0:18,718
8 131 Kara Osman,Amin	1:03,609	131 Kara Osman,Amin	0:22,958	131 Kara Osman,Amin	0:21,836	195 Streng,Phil Colin	0:18,730
9 109 Rudzevicius,Kajus	1:05,467	176 Bayyati,Cemil	0:23,678	109 Rudzevicius,Kajus	0:22,286	109 Rudzevicius,Kajus	0:19,211
10 108 Berthold,Julius	1:05,607	108 Berthold,Julius	0:23,719	108 Berthold,Julius	0:22,383	108 Berthold,Julius	0:19,250
11 176 Bayyati,Cemil		109 Rudzevicius,Kajus	0:23,784	111 Schindler,Magnus	0:22,602	176 Bayyati,Cemil	
12 111 Schindler,Magnus		111 Schindler,Magnus	0:24,559	176 Bayyati,Cemil	0:24,874	111 Schindler,Magnus	

R 19 DJKM (OK-Junior) Race 1

Die schnellsten Zeiten

Ort	Nr. Fahrername	Streckentl.	Zeit	Ø Speed
Ziel	162 Krilling,Arjen	1190 m	1:02,879	68,1 km/h
Sektion 1	164 Gerstenkorn,Marc	452 m	0:22,665	71,8 km/h
Sektion 2	164 Gerstenkorn,Marc	368 m	0:21,256	62,3 km/h
Sektion 3	127 Brunner Göstner,Alex	370 m	0:18,497	72,0 km/h

	Smr.162 Krilling,Arjen DEU Nees Racing theoretisch mögliche Bestzeit 1:02,727	Smr.164 Gerstenkorn,Marc CHE TB Racing Team theoretisch mögliche Bestzeit 1:02,639	Smr.195 Strenge,Phil Colin DEU Jens Strenge ADAC Württemberg e.V. theoretisch mögliche Bestzeit 1:03,076	Smr.130 Komder,Luke DEU SIM-ON theoretisch mögliche Bestzeit 1:02,866	Smr.153 Hezel,Max DEU Oliver Hezel theoretisch mögliche Bestzeit 1:03,119
best	1:02,879	0:22,719	0:21,428	0:18,580	0:18,580
Runde 1	1:06,228	0:24,392	0:22,515	0:19,321	0:18,724
Runde 2	1:03,427	0:22,823	0:21,671	0:18,933	0:18,765
Runde 3	1:03,567	0:23,215	0:21,436	0:18,916	0:18,778
Runde 4	1:02,942	0:22,784	0:21,431	0:18,727	0:18,689
Runde 5	1:03,158	0:22,857	0:21,505	0:18,796	0:18,821
Runde 6	1:03,231	0:22,854	0:21,631	0:18,746	0:18,732
Runde 7	1:03,217	0:23,019	0:21,504	0:18,694	0:18,774
Runde 8	1:03,484	0:22,983	0:21,675	0:18,826	0:18,732
Runde 9	1:02,952	0:22,828	0:21,428	0:18,696	0:18,682
Runde 10	1:03,172	0:22,799	0:21,649	0:18,724	0:18,792
Runde 11	1:03,162	0:22,927	0:21,470	0:18,765	0:18,753
Runde 12	1:03,046	0:22,729	0:21,539	0:18,778	0:18,702
Runde 13	1:03,113	0:22,898	0:21,526	0:18,689	0:18,652
Runde 14	1:03,192	0:22,807	0:21,564	0:18,821	0:18,669
Runde 15	1:02,879	0:22,719	0:21,428	0:18,732	0:18,693
Runde 16	1:03,175	0:22,821	0:21,774	0:18,580	0:18,682
Runde 17					



R 19 DJKM (OK-Junior) Race 1

Die schnellsten Zeiten

Ort	Nr. Fahrername	Streckentl.	Zeit	Ø Speed
Ziel	162 Krilling,Arjen	1190 m	1:02,879	68,1 km/h
Sektion 1	164 Gerstenkorn,Marc	452 m	0:22,665	71,8 km/h
Sektion 2	164 Gerstenkorn,Marc	368 m	0:21,256	62,3 km/h
Sektion 3	127 Brunner Gostner,Alex	370 m	0:18,497	72,0 km/h

	Snr.188 Gorcica,David CZE		Snr.127 Brunner Gostner,Alex ITA		Snr.108 Berthold,Julius DEU		Snr.109 Rudzevicius,Kojus DEU		Snr.131 Kara Osman,Amin DEU							
	theoretisch mögliche Bestzeit	Ziel	theoretisch mögliche Bestzeit	Ziel	theoretisch mögliche Bestzeit	Ziel	theoretisch mögliche Bestzeit	Ziel	theoretisch mögliche Bestzeit	Ziel						
best	1:03,255	0:22,955	0:21,499	0:18,574	1:02,895	0:22,730	0:21,526	0:18,497	1:05,467	0:23,784	0:22,286	0:19,211	1:03,609	0:22,958	0:21,836	0:18,654
Runde 1	1:06,899	0:25,054	0:22,709	0:19,136	1:09,203	0:24,948	0:23,218	0:21,037	1:09,637	0:25,462	0:23,380	0:20,795	1:10,699	0:25,354	0:23,390	0:21,955
Runde 2	1:04,604	0:23,861	0:21,745	0:18,998	1:03,758	0:23,442	0:21,734	0:18,582	1:06,811	0:24,423	0:22,817	0:19,571	1:05,184	0:24,168	0:22,276	0:18,740
Runde 3	1:04,189	0:23,560	0:21,833	0:18,796	1:04,243	0:23,580	0:21,824	0:18,839	1:05,720	0:23,896	0:22,428	0:19,396	1:04,226	0:23,187	0:22,185	0:18,854
Runde 4	1:03,884	0:23,329	0:21,603	0:18,952	1:03,478	0:22,941	0:21,862	0:18,675	1:05,523	0:23,823	0:22,309	0:19,391	1:03,872	0:23,188	0:21,836	0:18,848
Runde 5	1:04,485	0:23,366	0:22,374	0:18,745	1:03,854	0:23,081	0:21,969	0:18,804	1:05,548	0:23,857	0:22,338	0:19,353	1:03,609	0:22,958	0:21,899	0:18,752
Runde 6	1:04,388	0:24,008	0:21,658	0:18,722	1:04,645	0:23,745	0:21,889	0:19,011	1:07,320	0:23,872	0:22,869	0:20,579	1:03,770	0:23,225	0:21,891	0:18,654
Runde 7	1:03,610	0:23,287	0:21,555	0:18,768	1:03,502	0:23,044	0:21,583	0:18,875	1:07,129	0:25,011	0:22,656	0:19,462	1:04,037	0:23,215	0:21,943	0:18,879
Runde 8	1:03,740	0:23,230	0:21,710	0:18,800	1:03,457	0:23,166	0:21,649	0:18,642	1:05,977	0:23,856	0:22,496	0:19,625	1:03,727	0:23,086	0:21,854	0:18,787
Runde 9	1:03,468	0:23,225	0:21,557	0:18,686	1:03,790	0:23,348	0:21,762	0:18,680	1:06,071	0:23,939	0:22,622	0:19,510	1:03,822	0:23,192	0:21,881	0:18,749
Runde 10	1:03,417	0:22,955	0:21,745	0:18,717	1:02,895	0:22,825	0:21,526	0:18,544	1:06,512	0:23,859	0:22,500	0:20,153	1:03,936	0:23,264	0:21,915	0:18,757
Runde 11	1:03,324	0:23,152	0:21,549	0:18,623	1:03,452	0:23,196	0:21,746	0:18,510	1:08,122	0:24,350	0:23,811	0:19,961	0:23,354			
Runde 12	1:03,388	0:23,233	0:21,581	0:18,574	1:03,838	0:23,246	0:21,858	0:18,734	1:05,942	0:24,106	0:22,286	0:19,550				
Runde 13	1:03,278	0:23,052	0:21,531	0:18,695	1:03,132	0:22,786	0:21,849	0:18,497	1:06,222	0:24,114	0:22,524	0:19,584				
Runde 14	1:03,324	0:23,069	0:21,474	0:18,781	1:03,330	0:22,843	0:21,630	0:18,857	1:06,073	0:23,914	0:22,476	0:19,683				
Runde 15	1:03,255	0:23,032	0:21,561	0:18,662	1:03,436	0:22,973	0:21,792	0:18,671	1:06,970	0:24,610	0:22,616	0:19,744				
Runde 16	1:03,377	0:22,965	0:21,584	0:18,828	1:03,360	0:23,119	0:21,614	0:18,627	1:05,629	0:24,000	0:22,392	0:19,237				
Runde 17	1:03,293	0:23,016	0:21,499	0:18,838	1:03,110	0:22,730	0:21,641	0:18,739	1:05,467	0:23,784	0:22,472	0:19,211				

R 19 DJKM (OK-Junior) Race 1

Die schnellsten Zeiten

Ort	Nr. Fahrername	Zeit	Streckenl.	Ø Speed
Ziel	162 Krilling, Arjen	1:02,879	1190 m	68,1 km/h
Sektion 1	164 Gerstenkorn, Marc	0:22,665	452 m	71,8 km/h
Sektion 2	164 Gerstenkorn, Marc	0:21,256	368 m	62,3 km/h
Sektion 3	127 Brunner Gostner, Ale	0:18,497	370 m	72,0 km/h

Stnr. 176 Bayrati, Cemil
DEU

Lanari Racing Team

theoretisch mögliche Bestzeit 0:48,552

Ziel Sektion 1 Sektion 2 Sektion 3

0:23,678 0:24,874

0:23,678 0:24,874

Stnr. 111 Schindler, Magnus
DEU

Lanari Racing Team

theoretisch mögliche Bestzeit 0:47,161

Ziel Sektion 1 Sektion 2 Sektion 3

0:24,559 0:22,602

0:24,559 0:22,602

best

Runde 1

Runde 2

Ziel Sektion 1 Sektion 2 Sektion 3

Ziel Sektion 1 Sektion 2 Sektion 3

Ziel Sektion 1 Sektion 2 Sektion 3

Ziel Sektion 1 Sektion 2 Sektion 3

warm up DJKM (OK-Junior)

Strecke / track: 1190m
started: 11 classified: 11 not classified: 0

Pos	Str. Nr.	Fahrer Driver	Nation	Bewerber / Sponsor	Nation	Lizenz R-Lizenz	Chassis / Motor / Reifen	Runden Laps	Differenz	Abstand Gap	beste Runde best Lap	in N. in L.	o Geschw. o Speed
1	111	SCHINDLER, Magnus	DEU	Lanari Racing Team	DEU	13573 17166	KR / IAME / VEGA	8			1:02,596	5	68,4 km/h
2	162	KRÄLING, Arjen	DEU	Nees Racing	DEU	12206 17863	KR / IAME / VEGA	8	0:00,082	0:00,082	1:02,678	8	68,3 km/h
3	164	GERSTENKORN, Marc	CHE	TB Racing Team	DEU	375 12562	KR / IAME / VEGA	9	0:00,133	0:00,051	1:02,729	7	68,3 km/h
4	176	BAYYATI, Cemil	DEU	Lanari Racing Team	DEU	15366 17166	KR / IAME / VEGA	8	0:00,177	0:00,044	1:02,773	6	68,2 km/h
5	127	BRUNNER GOSTNER, Alex	ITA	TB Racing Team	DEU	460701 12562	KR / IAME / VEGA	9	0:00,638	0:00,461	1:03,234	9	67,7 km/h
6	130	KORNDER, Luke	DEU	SIM-ON	DEU	12977 17883	Tony Kart / TM / VEGA	6	0:00,658	0:00,020	1:03,254	5	67,7 km/h
7	131	KARA OSMAN, Amin	DEU	SIM-ON	DEU	31481 17883	Kosmic / TM / VEGA	9	0:00,709	0:00,051	1:03,305	5	67,7 km/h
8	188	GORCICA, David	CZE	FORZA RACING z.s.	CZE	23AS0082 23AT00121	MS Kart / TM / VEGA	8	0:01,237	0:00,528	1:03,833	8	67,1 km/h
9	153	HEZEL, Max	DEU	Oliver Hezel	DEU	27217 BEK1406359	Redspeed / TM / VEGA	8	0:01,297	0:00,060	1:03,893	8	67,0 km/h
10	195	STRENGE, Phil Colin	DEU	Jens Strenge ADAC Württemberg e.V.	DEU	25516 BEK1304209	LN / TM / VEGA	1	0:01,772	0:00,475	1:04,368	1	66,6 km/h
11	108	BERTHOLD, Julius	DEU	TB Racing Team	DEU	35753 12562	KR / IAME / VEGA	8	0:03,410	0:01,638	1:06,006	7	64,9 km/h

Rennleitung: Uwe Fuchs / Markus Peske Racedirektor: Horst Seidel
Sportkommissare: Nikolas Spaderna / Ulrich Bell / Gerhard Verlaan
Techn. Kommissare: H.-J. Dangers / M. Ambrosius / D. Pietzko / C. Schmidt / G. Mitscherling
Zeitnahme: KART-DATA timing service Franz Schieszler / Manuela Hintner

warm up DJKM (OK-Junior)

Fahrername Driver	Schindler Magnus	Kräuling Arien	Gerstenkorn Marc	Bayyari Cemil	Gostner Alex	Kornder Luke	Kara Osman Amin	Gorcica David	Hezel Max	Strengé Phil Colin	Berthold Julius
schnellste Runde in Runde	1:02,596 Rn. 5	1:02,678 Rn. 8	1:02,729 Rn. 7	1:02,773 Rn. 6	1:03,234 Rn. 9	1:03,254 Rn. 5	1:03,305 Rn. 5	1:03,833 Rn. 8	1:03,893 Rn. 8	1:04,368 Rn. 1	1:06,006 Rn. 7
Speed	68,4 km/h	68,3 km/h	68,3 km/h	68,2 km/h	67,7 km/h	67,7 km/h	67,7 km/h	67,1 km/h	67,0 km/h	66,6 km/h	64,9 km/h
Lap 1	1:03,844	1:04,039	1:05,026	1:03,364	1:05,619	1:04,416	1:04,543	1:07,081	1:07,186	1:04,368	1:12,983
Lap 2	1:03,225	1:03,950	1:04,532	1:03,288	1:04,723	1:11,380	1:04,779	1:06,148	2:00,561		1:10,235
Lap 3	1:02,689	1:03,162	1:04,622	1:03,387	1:03,796	3:30,513	1:03,801	1:04,721	1:04,758		1:09,180
Lap 4	1:03,406	1:03,219	1:03,913	1:05,282	1:03,605	1:03,463	1:03,535	1:04,285	1:03,918		1:07,339
Lap 5	1:02,596	1:03,322	1:05,265	1:02,943	1:03,715	1:03,254	1:03,305	1:04,692	1:04,071		1:07,095
Lap 6	1:02,712	1:04,518	1:03,825	1:02,773	1:03,915	1:21,322	1:03,539	1:04,422	1:04,048		1:08,629
Lap 7	1:04,199	2:01,863	1:02,729	1:02,810	1:03,302		1:03,376	1:03,973	1:04,452		1:06,006
Lap 8	1:03,622	1:02,678	1:02,906	1:03,651	1:03,511		1:03,352	1:03,833	1:03,893		1:06,603
Lap 9			1:05,835	1:03,234	1:03,234		1:03,661				

Warm up DJKM (OK-Junior)

Ziel		Sektion 1		Sektion 2		Sektion 3	
Fahrername	Zeit	Fahrername	Zeit	Fahrername	Zeit	Fahrername	Zeit
1 111 Schindler,Magnus	1:02,596	162 Kräling,Arjen	0:22,572	164 Gerstenkorn,Marc	0:21,222	176 Bayyati,Cemil	0:18,457
2 162 Kräling,Arjen	1:02,678	111 Schindler,Magnus	0:22,728	176 Bayyati,Cemil	0:21,282	111 Schindler,Magnus	0:18,506
3 164 Gerstenkorn,Marc	1:02,729	176 Bayyati,Cemil	0:22,768	130 Kornder,Luke	0:21,307	162 Kräling,Arjen	0:18,531
4 176 Bayyati,Cemil	1:02,773	164 Gerstenkorn,Marc	0:22,808	127 Brunner Gostner,Alex	0:21,328	127 Brunner Gostner,Alex	0:18,540
5 127 Brunner Gostner,Alex	1:03,234	131 Kara Osman,Amin	0:22,863	111 Schindler,Magnus	0:21,347	164 Gerstenkorn,Marc	0:18,657
6 130 Kornder,Luke	1:03,254	130 Kornder,Luke	0:23,092	162 Kräling,Arjen	0:21,472	131 Kara Osman,Amin	0:18,686
7 131 Kara Osman,Amin	1:03,305	127 Brunner Gostner,Alex	0:23,097	188 Górcica,David	0:21,477	195 Srengce,Phil Colin	0:18,699
8 188 Górcica,David	1:03,833	153 Hezel,Max	0:23,109	131 Kara Osman,Amin	0:21,483	188 Górcica,David	0:18,703
9 153 Hezel,Max	1:03,893	188 Górcica,David	0:23,590	195 Srengce,Phil Colin	0:21,620	130 Kornder,Luke	0:18,714
10 195 Srengce,Phil Colin	1:04,368	195 Srengce,Phil Colin	0:24,049	153 Hezel,Max	0:21,795	153 Hezel,Max	0:18,805
11 108 Berthold,Julius	1:06,006	108 Berthold,Julius	0:24,205	108 Berthold,Julius	0:22,499	108 Berthold,Julius	0:19,285

warm up DJKM (OK-Junior)

Die schnellsten Zeiten

Ort	Nr. Fahrername	Streckenl.	Ø Speed
Ziel	111 Schindler,Magnus	1190 m	68,4 km/h
Sektion 1	162 Krätling,Ariën	452 m	72,1 km/h
Sektion 2	164 Gerstenkorn,Marc	368 m	62,4 km/h
Sektion 3	176 Bayyati,Cemil	370 m	72,2 km/h

	Smr.111 Schindler,Magnus DEU Lanari Racing Team	Smr.162 Krätling,Ariën DEU Nees Racing	Smr.164 Gerstenkorn,Marc CHE TB Racing Team	Smr.176 Bayyati,Cemil DEU Lanari Racing Team	Smr.127 Brunner Gosner,Alex ITA TB Racing Team
	theoretisch mögliche Bestzeit 1:02,581	theoretisch mögliche Bestzeit 1:02,575	theoretisch mögliche Bestzeit 1:02,687	theoretisch mögliche Bestzeit 1:02,507	theoretisch mögliche Bestzeit 1:02,965
best	Ziel Sektion 1 Sektion 2 Sektion 3 1:02,596 0:22,728 0:21,347 0:18,506	Ziel Sektion 1 Sektion 2 Sektion 3 1:02,678 0:22,572 0:21,472 0:18,531	Ziel Sektion 1 Sektion 2 Sektion 3 1:02,729 0:22,808 0:21,222 0:18,657	Ziel Sektion 1 Sektion 2 Sektion 3 1:02,773 0:22,768 0:21,282 0:18,457	Ziel Sektion 1 Sektion 2 Sektion 3 1:03,234 0:23,097 0:21,328 0:18,540
Runde 1	1:03,844 0:23,652 0:21,653 0:18,539	1:04,039 0:23,424 0:21,872 0:18,743	1:05,026 0:24,174 0:21,846 0:19,006	1:03,364 0:23,332 0:21,575 0:18,457	1:05,619 0:24,732 0:21,826 0:19,061
Runde 2	1:03,225 0:23,022 0:21,590 0:18,613	1:03,950 0:23,369 0:21,852 0:18,729	1:04,532 0:23,638 0:21,957 0:18,937	1:03,288 0:23,123 0:21,601 0:18,564	1:04,723 0:23,853 0:21,658 0:19,212
Runde 3	1:02,689 0:22,832 0:21,347 0:18,510	1:03,162 0:22,987 0:21,632 0:18,543	1:04,622 0:23,681 0:21,899 0:19,042	1:03,387 0:22,930 0:21,743 0:18,714	1:03,796 0:23,780 0:21,476 0:18,540
Runde 4	1:03,406 0:22,981 0:21,709 0:18,716	1:03,219 0:23,011 0:21,677 0:18,531	1:03,913 0:23,316 0:21,729 0:18,868	1:05,282 0:23,675 0:22,672 0:18,935	1:03,605 0:23,214 0:21,693 0:18,698
Runde 5	1:02,596 0:22,728 0:21,347 0:18,521	1:03,322 0:22,878 0:21,802 0:18,642	1:05,265 0:24,144 0:21,807 0:19,314	1:02,943 0:22,987 0:21,471 0:18,485	1:03,715 0:23,376 0:21,586 0:18,753
Runde 6	1:02,712 0:22,778 0:21,426 0:18,508	1:04,518 0:23,232 0:21,744 0:19,542	1:03,825 0:23,219 0:21,912 0:18,694	1:02,773 0:22,768 0:21,444 0:18,561	1:03,915 0:23,356 0:21,789 0:18,770
Runde 7	1:04,199 0:22,993 0:21,352 0:19,854	2:01,863 1:21,699 0:21,530 0:18,634	1:02,729 0:22,808 0:21,222 0:18,699	1:02,810 0:23,023 0:21,282 0:18,505	1:03,302 0:23,224 0:21,328 0:18,750
Runde 8	1:03,622 0:22,815 0:22,301 0:18,506	1:02,678 0:22,572 0:21,472 0:18,634	1:02,906 0:22,953 0:21,296 0:18,657	1:03,651 0:22,940 0:22,172 0:18,539	1:03,511 0:23,107 0:21,739 0:18,665
Runde 9			1:05,835 0:22,932 0:22,144 0:20,759		1:03,234 0:23,097 0:21,542 0:18,595



warm up DJKM (OK-Junior)

Die schnellsten Zeiten

Ort	Nr. Fahrername	Zeit	Streckenl.	Ø Speed
Ziel	111 Schindler,Magnus	1:02,596	1190 m	68,4 km/h
Sektion 1	162 Krätling,Airjen	0:22,572	452 m	72,1 km/h
Sektion 2	164 Gerstenkorn,Marc	0:21,222	368 m	62,4 km/h
Sektion 3	176 Bayyati,Cemil	0:18,457	370 m	72,2 km/h

	Stmr.130 Kornder,Luke DEU SIM-ON	Stmr.131 Kara Osman,Amin DEU SIM-ON	Stmr.188 Gorcica,David CZE FORZA RACING z.s.	Stmr.153 Hezel,Max DEU Oliver Hezel	Stmr.195 Srengre,Phil Colin DEU Jens Srengre ADAC Württemberg e.V.
	theoretisch mögliche Bestzeit 1:03,113	theoretisch mögliche Bestzeit 1:03,032	theoretisch mögliche Bestzeit 1:03,770	theoretisch mögliche Bestzeit 1:03,709	theoretisch mögliche Bestzeit 1:04,368
best	Ziel Sektion 1 Sektion 2 Sektion 3 1:03,254 0:23,092 0:21,307 0:18,714	Ziel Sektion 1 Sektion 2 Sektion 3 1:03,305 0:22,863 0:21,483 0:18,686	Ziel Sektion 1 Sektion 2 Sektion 3 1:03,833 0:23,590 0:21,477 0:18,703	Ziel Sektion 1 Sektion 2 Sektion 3 1:03,893 0:23,109 0:21,795 0:18,805	Ziel Sektion 1 Sektion 2 Sektion 3 1:04,368 0:24,049 0:21,620 0:18,699
Runde 1	1:04,416 0:23,460 0:21,833 0:19,123	1:04,543 0:23,581 0:22,026 0:18,936	1:07,081 0:25,324 0:22,427 0:19,330	1:07,186 0:23,392 0:22,443 0:21,351	1:04,368 0:24,049 0:21,620 0:18,699
Runde 2	1:11,380 0:23,617 0:25,294 0:22,469	1:04,779 0:23,798 0:21,947 0:19,034	1:06,148 0:24,897 0:22,159 0:19,092	2:00,561 1:19,676 0:21,902 0:18,983	
Runde 3	3:30,513 2:50,177 0:21,622 0:18,714	1:03,801 0:23,330 0:21,734 0:18,737	1:04,721 0:23,897 0:21,898 0:18,926	1:04,758 0:23,581 0:22,157 0:19,020	
Runde 4	1:03,463 0:23,122 0:21,458 0:18,883	1:03,535 0:23,123 0:21,640 0:18,772	1:04,285 0:23,614 0:21,810 0:18,861	1:03,918 0:23,207 0:21,858 0:18,853	
Runde 5	1:03,254 0:23,092 0:21,307 0:18,855	1:03,305 0:23,067 0:21,552 0:18,686	1:04,692 0:23,820 0:22,044 0:18,828	1:04,071 0:23,325 0:21,887 0:18,859	
Runde 6	1:21,322 0:27,274 0:32,174 0:21,874	1:03,539 0:23,124 0:21,724 0:18,691	1:04,422 0:23,644 0:22,061 0:18,717	1:04,048 0:23,346 0:21,897 0:18,805	
Runde 7		1:03,376 0:22,863 0:21,615 0:18,898	1:03,973 0:23,745 0:21,477 0:18,751	1:04,452 0:23,146 0:21,867 0:19,439	
Runde 8		1:03,352 0:23,084 0:21,483 0:18,785	1:03,833 0:23,590 0:21,540 0:18,703	1:03,893 0:23,109 0:21,795 0:18,989	
Runde 9		1:03,661 0:23,061 0:21,555 0:19,045			



warm up DJKM (OK-Junior)

Die schnellsten Zeiten

Ort	Nr. Fahrername	Zeit	Streckenl.	Ø Speed
Ziel	111 Schindler, Magnus	1:02,596	1190 m	68,4 km/h
Sektion 1	162 Krätling, Arjen	0:22,572	452 m	72,1 km/h
Sektion 2	164 Gerstenkorn, Marc	0:21,222	368 m	62,4 km/h
Sektion 3	176 Bayyati, Cemil	0:18,457	370 m	72,2 km/h

Snr.108 Berthold, Julius
DEU

TB Racing Team

theoretisch mögliche Bestzeit 1:05,989

	Ziel	Sektion 1	Sektion 2	Sektion 3
best	1:06,006	0:24,205	0:22,499	0:19,285
Runde 1	1:12,983	0:27,669	0:24,735	0:20,579
Runde 2	1:10,235	0:26,546	0:23,670	0:20,019
Runde 3	1:09,180	0:25,664	0:23,384	0:20,132
Runde 4	1:07,339	0:24,481	0:22,954	0:19,904
Runde 5	1:07,095	0:24,411	0:23,051	0:19,633
Runde 6	1:08,629	0:24,560	0:22,691	0:21,378
Runde 7	1:06,006	0:24,205	0:22,516	0:19,285
Runde 8	1:06,603	0:24,594	0:22,499	0:19,510
Runde 9				

Ziel	Sektion 1	Sektion 2	Sektion 3	Ziel	Sektion 1	Sektion 2	Sektion 3	Ziel	Sektion 1	Sektion 2	Sektion 3

Ranking Qualifying Heats DJKM (OK-Junior)

Strecke / track: 1190m

fastest Race Lap from Luke Kornder in Heat 1 / Lap 7 in 0:49,442

Pos	Str. Nr.	Fahrer Driver	Nation	Bewerber / Sponsor	Nation	Lizenz B-Lizenz	Chassis / Motor / Reifen NAT	Punkte Points	Quali POS	Lauf Heat	Pos	Punkte Points	Rn. Lp	Zeit Time	schnellste Runde fastest Lap	in Runde in Lap
1	130	KORNDER, Luke	DEU	SIM-ON	DEU	12977 17883	Tony Kart / TM / VEGA	2	2	1	1	0	8	6:42,912 6:41,388	0:49,442 0:49,587	7 8
2	176	BAYYATI, Cemil	DEU	Lanari Racing Team	DEU	15366 17166	KR / IAME / VEGA	5	3	1	2	2	8	6:44,768 6:41,688	0:49,732 0:49,676	8 8
3	164	GERSTENKORN, Marc	CHE	TB Racing Team	DEU	375 12562	KR / IAME / VEGA	7	6	1	3	3	8	6:45,763 6:41,900	0:49,814 0:49,712	8 8
4	195	STRENGE, Phil Colin	DEU	Jens Strenge ADAC Württemberg e.V.	DEU	25516 BEK1304209	LN / TM / VEGA	11	4	1	6	6	8	6:46,879 6:42,082	0:49,668 0:49,556	7 8
5	127	BRUNNER GOSTNER, Alex	ITA	TB Racing Team	DEU	460701 12562	KR / IAME / VEGA	11	5	1	5	5	8	6:46,075 6:42,423	0:49,608 0:49,638	8 7
6	188	GORCICA, David	CZE	FORZA RACING z.s.	CZE	23AS0082 23AT00121	MS Kart / TM / VEGA	11	8	1	4	4	8	6:45,962 6:43,410	0:49,767 0:49,751	8 7
7	162	KRÄLING, Arjen	DEU	Nees Racing	DEU	12206 17863	KR / IAME / VEGA	14	1	1	-	14	DSQ	-	-	-
8	131	KARA OSMAN, Amin	DEU	SIM-ON	DEU	31481 17883	Kosmic / TM / VEGA	17	7	1	8	8	8	6:48,541 6:44,750	0:49,867 0:49,712	8 7
9	111	SCHINDLER, Magnus	DEU	Lanari Racing Team	DEU	13573 17166	KR / IAME / VEGA	17	9	1	7	7	8	6:47,676 6:45,708	0:49,983 0:49,846	8 7
10	153	HEZEL, Max	DEU	Oliver Hezel	DEU	27217 BEK1406359	Redspeed / TM / VEGA	17	10	1	9	9	8	6:49,052 6:44,555	0:50,025 0:49,865	7 8
11	108	BERTHOLD, Julius	DEU	TB Racing Team	DEU	35753 12562	KR / IAME / VEGA	21	11	1	10	10	8	6:49,615 6:46,879	0:50,088 0:50,126	8 7
12	109	RUDZEVICIUS, Kajus	DEU	NSL Racing	LTU	2023-ITG/004 2023-KL/06	OTK / TM / VEGA	23	12	1	11	11	8	6:51,045 6:47,606	0:50,333 0:50,063	5 7

Rennleitung: Uwe Fuchs / Markus Peske Racedirektor: Horst Seidel

Sportkommissare: Nikolas Spaderna / Ulrich Bell / Gerhard Verlaan

Techn. Kommissare: H.-J. Dangers / M. Ambrosius / D. Pietzko / C. Schmidt / G. Mitscherling

Zeitnahme: KART-DATA timing service Franz Schieszler / Manuela Hintner

6	108	TB Racing Team BERTHOLD Julius Startposition 11
5	111	Lanari Racing Team SCHINDLER Magnus Startposition 9
4	162	Nees Racing KRÄLING Arjen Startposition 7
3	127	TB Racing Team BRUNNER GOSTNER Alex Startposition 5
2	164	TB Racing Team GERSTENKORN Marc Startposition 3
1	130	SIM-ON KORNDER Luke Startposition 1

6	109	NSL Racing RUDZEVICIUS Kajus Startposition 12
5	153	Oliver Hezel HEZEL Max Startposition 10
4	131	SIM-ON KARA OSMAN Amin Startposition 8
3	188	FORZA RACING z.s. GORCICA David Startposition 6
2	195	Jens Strenge STRENGE Phil Colin Startposition 4
1	176	Lanari Racing Team BAYYATI Cemil Startposition 2



Starting Grid DJKM

Rennen 19

DKM 2023

 WWW.KART-DM.DE	 Automobil-Club Verkehr		 High Technology in Karting Tyres			
---	--	---	--	---	---	---

R 12 DJKM (OK-Junior) Heat 2

Strecke / track: 1190m

fastest Lap Phil Colin STRENGE at: 0:49,556

started: 12 classified: 12 not classified: 0

Pos	Str. Nr.	Fahrer Driver	Nation	Bewerber / Sponsor	Nation	Lizenz B-Lizenz	Chassis / Motor / Reifen	Points	Runden Laps	Gesamtzeit Differenz	Abstand Gap	beste Runde best Lap	in R. in L.	o Geschw. o Speed
1	162	KRÄLING, Arjen	DEU	Nees Racing	DEU	12206 17863	KR / IAME / VEGA	0	8	6:41,050		0:49,715	7	85,5 km/h 86,2 km/h
2	130	KORNDER, Luke	DEU	SIM-ON	DEU	12977 17883	Tony Kart / TM / VEGA	2	8	6:41,388 0:00,338	0:00,338	0:49,587	8	85,4 km/h 86,4 km/h
3	176	BAYYATI, Cemil	DEU	Lanari Racing Team	DEU	15366 17166	KR / IAME / VEGA	3	8	6:41,688 0:00,638	0:00,300	0:49,676	8	85,3 km/h 86,2 km/h
4	164	GERSTENKORN, Marc	CHE	TB Racing Team	DEU	375 12562	KR / IAME / VEGA	4	8	6:41,900 0:00,850	0:00,212	0:49,712	8	85,3 km/h 86,2 km/h
5	195	STRENGE, Phil Colin	DEU	Jens Strenge ADAC Württemberg e.V.	DEU	25516 BEK1304209	LN / TM / VEGA	5	8	6:42,082 0:01,032	0:00,182	0:49,556	8	85,2 km/h 86,4 km/h
6	127	BRUNNER GOSTNER, Alex	ITA	TB Racing Team	DEU	460701 12562	KR / IAME / VEGA	6	8	6:42,423 0:01,373	0:00,341	0:49,638	7	85,2 km/h 86,3 km/h
7	188	GORCICA, David	CZE	FORZA RACING z.s.	CZE	23AS0082 23AT00121	MS Kart / TM / VEGA	7	8	6:43,410 0:02,360	0:00,987	0:49,751	7	85 km/h 86,1 km/h
8	153	HEZEL, Max	DEU	Oliver Hezel	DEU	27217 BEK1406359	Redspeed / TM / VEGA	8	8	6:44,555 0:03,505	0:01,145	0:49,865	8	84,7 km/h 85,9 km/h
9	131	KARA OSMAN, Amin	DEU	SIM-ON	DEU	31481 17883	Kosmic / TM / VEGA	9	8	6:44,750 0:03,700	0:00,195	0:49,712	7	84,7 km/h 86,2 km/h
10	111	SCHINDLER, Magnus	DEU	Lanari Racing Team	DEU	13573 17166	KR / IAME / VEGA	10	8	6:45,708 0:04,658	0:00,958	0:49,846	7	84,5 km/h 85,9 km/h
11	108	BERTHOLD, Julius	DEU	TB Racing Team	DEU	35753 12562	KR / IAME / VEGA	11	8	6:46,879 0:05,829	0:01,171	0:50,126	7	84,2 km/h 85,5 km/h
12	109	RUDZEVICIUS, Kajus	DEU	NSL Racing	LTU	2023-ITG/004 2023-KL/06	OTK / TM / VEGA	12	8	6:47,606 0:06,556	0:00,727	0:50,063	7	84,1 km/h 85,6 km/h

Rennleitung: Uwe Fuchs / Markus Peske Racedirektor: Horst Seidel
Sportkommissare: Nikolas Spaderna / Ulrich Bell / Gerhard Verlaan
Techn. Kommissare: H.-J. Dangers / M. Ambrosius / D. Pietzko / C. Schmidt / G. Mitscherling
Zeitnahme: KART-DATA timing service Franz Schieszler / Manuela Hintner

Zeitnahme / timekeeping
control *Schieszler*
Franz Schieszler

freigegeben: 17:02:51

R 12 DJKM (OK-Junior) Heat 2

Fahrername Driver	Kräling Arjen	Kornder Luke	Bayyati Cemil	Gerstenkorn Marc	Sirenge Phil Colin	Gostner Alex	Gorcica David	Hezel Max	Kara Osman Amin	Schindler Magnus	Berthold Julius	Rudzevicus Kajus
schnellste Runde in Runde	0:49,715 Rn. 7	0:49,587 Rn. 8	0:49,676 Rn. 8	0:49,712 Rn. 8	0:49,556 Rn. 8	0:49,638 Rn. 7	0:49,751 Rn. 7	0:49,865 Rn. 8	0:49,712 Rn. 7	0:49,846 Rn. 7	0:50,126 Rn. 7	0:50,063 Rn. 7
Speed	86,2 km/h	86,4 km/h	86,2 km/h	86,2 km/h	86,4 km/h	86,3 km/h	86,1 km/h	85,9 km/h	86,2 km/h	85,9 km/h	85,5 km/h	85,6 km/h
Lap 1	0:50,907	0:51,031	0:51,127	0:51,179	0:51,145	0:51,498	0:51,846	0:51,607	0:52,166	0:52,033	0:52,080	0:52,103
Lap 2	0:50,071	0:49,988	0:49,978	0:49,959	0:50,135	0:50,137	0:50,022	0:50,075	0:50,868	0:50,544	0:50,847	0:51,036
Lap 3	0:49,885	0:49,894	0:50,023	0:49,948	0:50,317	0:49,863	0:50,036	0:50,069	0:50,107	0:50,099	0:50,366	0:50,420
Lap 4	0:49,818	0:49,801	0:49,907	0:49,962	0:49,890	0:50,117	0:50,138	0:50,397	0:50,037	0:49,952	0:50,247	0:50,218
Lap 5	0:49,811	0:49,773	0:49,807	0:49,768	0:49,776	0:49,853	0:49,805	0:50,217	0:49,902	0:49,954	0:50,219	0:50,255
Lap 6	0:49,880	0:50,322	0:50,025	0:49,795	0:49,853	0:49,860	0:49,817	0:50,117	0:50,198	0:51,108	0:50,288	0:50,290
Lap 7	0:49,715	0:49,643	0:49,748	0:49,788	0:49,861	0:49,638	0:49,751	0:49,976	0:49,712	0:49,846	0:50,126	0:50,063
Lap 8	0:49,789	0:49,587	0:49,676	0:49,712	0:49,556	0:49,690	0:49,783	0:49,865	0:49,811	0:49,980	0:50,155	0:50,460

R 12 DJKM (OK-Junior) Heat 2

Ziel		Sektion 1		Sektion 2		Sektion 3	
Fahrername	Zeit	Fahrername	Zeit	Fahrername	Zeit	Fahrername	Zeit
1 195 Srengre,Phil Colin	0:49,556	108 Berthold,Julius	0:18,097	130 Kornder,Luke	0:16,043	127 Brunner Gostner,Alex	0:15,300
2 130 Kornder,Luke	0:49,587	195 Srengre,Phil Colin	0:18,107	195 Srengre,Phil Colin	0:16,088	164 Gerstenkorn,Marc	0:15,328
3 127 Brunner Gostner,Alex	0:49,638	162 Kräling,Arjen	0:18,131	162 Kräling,Arjen	0:16,093	130 Kornder,Luke	0:15,349
4 176 Bayyati,Cemil	0:49,676	164 Gerstenkorn,Marc	0:18,138	127 Brunner Gostner,Alex	0:16,093	195 Srengre,Phil Colin	0:15,356
5 164 Gerstenkorn,Marc	0:49,712	130 Kornder,Luke	0:18,144	131 Kara Osman,Amin	0:16,117	176 Bayyati,Cemil	0:15,363
6 131 Kara Osman,Amin	0:49,712	176 Bayyati,Cemil	0:18,152	176 Bayyati,Cemil	0:16,123	188 Gorcica,David	0:15,380
7 162 Kräling,Arjen	0:49,715	188 Gorcica,David	0:18,187	188 Gorcica,David	0:16,138	131 Kara Osman,Amin	0:15,398
8 188 Gorcica,David	0:49,751	111 Schindler,Magnus	0:18,188	111 Schindler,Magnus	0:16,142	111 Schindler,Magnus	0:15,427
9 111 Schindler,Magnus	0:49,846	153 Hezel,Max	0:18,191	164 Gerstenkorn,Marc	0:16,191	153 Hezel,Max	0:15,430
10 153 Hezel,Max	0:49,865	131 Kara Osman,Amin	0:18,197	153 Hezel,Max	0:16,236	162 Kräling,Arjen	0:15,455
11 109 Rudzevicius,Kajus	0:50,063	127 Brunner Gostner,Alex	0:18,210	108 Berthold,Julius	0:16,240	108 Berthold,Julius	0:15,549
12 108 Berthold,Julius	0:50,126	109 Rudzevicius,Kajus	0:18,215	109 Rudzevicius,Kajus	0:16,247	109 Rudzevicius,Kajus	0:15,601



R 12 DJKM (OK-Junior) Heat 2

Die schnellsten Zeiten

Ort	Nr. Fahrername	Streckenl.	Ø Speed
Ziel	195 Strenge,Phil Colin	1190 m	86,4 km/h
Sektion 1	108 Berthold,Julius	452 m	89,9 km/h
Sektion 2	130 Komder,Luke	368 m	82,6 km/h
Sektion 3	127 Brunner,Gosmer/Alex	370 m	87,1 km/h

	Smr.162 Krüding,Arjen DEU Nees Racing theoretisch mögliche Bestzeit 0:49,679	Smr.130 Komder,Luke DEU SIM-ON theoretisch mögliche Bestzeit 0:49,536	Smr.176 Bayyati,Cemil DEU Lanari Racing Team theoretisch mögliche Bestzeit 0:49,638	Smr.164 Gerstenkorn,Marc CHE TB Racing Team theoretisch mögliche Bestzeit 0:49,657	Smr.195 Strenge,Phil Colin DEU Jens Strenge ADAC Württemberg e.V. theoretisch mögliche Bestzeit 0:49,551
best	0:49,715	0:18,131	0:16,093	0:15,455	0:15,455
Runde 1	0:50,907	0:19,030	0:16,308	0:15,569	0:15,569
Runde 2	0:50,071	0:18,293	0:16,202	0:15,576	0:15,576
Runde 3	0:49,885	0:18,206	0:16,188	0:15,491	0:15,491
Runde 4	0:49,818	0:18,207	0:16,134	0:15,477	0:15,477
Runde 5	0:49,811	0:18,156	0:16,155	0:15,500	0:15,500
Runde 6	0:49,880	0:18,332	0:16,093	0:15,455	0:15,455
Runde 7	0:49,715	0:18,131	0:16,121	0:15,463	0:15,463
Runde 8	0:49,789	0:18,193	0:16,130	0:15,466	0:15,466
	Ziel	Sektion 1	Sektion 2	Sektion 3	Ziel
	0:49,587	0:18,144	0:16,043	0:15,349	0:49,556
	0:51,031	0:19,018	0:16,464	0:15,549	0:51,145
	0:49,988	0:18,253	0:16,262	0:15,473	0:50,135
	0:49,894	0:18,313	0:16,162	0:15,419	0:50,317
	0:49,801	0:18,208	0:16,200	0:15,393	0:49,890
	0:49,773	0:18,223	0:16,163	0:15,387	0:49,776
	0:50,322	0:18,587	0:16,349	0:15,386	0:49,853
	0:49,643	0:18,144	0:16,145	0:15,354	0:49,861
	0:49,587	0:18,195	0:16,043	0:15,349	0:49,556
	0:51,127	0:19,116	0:16,455	0:15,556	0:51,145
	0:49,978	0:18,346	0:16,239	0:15,393	0:50,135
	0:50,023	0:18,332	0:16,270	0:15,421	0:50,317
	0:49,907	0:18,224	0:16,266	0:15,417	0:50,317
	0:49,807	0:18,174	0:16,197	0:15,436	0:49,890
	0:50,025	0:18,214	0:16,448	0:15,363	0:49,776
	0:49,748	0:18,240	0:16,135	0:15,373	0:49,853
	0:49,676	0:18,152	0:16,123	0:15,401	0:49,861
	0:51,179	0:19,091	0:16,454	0:15,634	0:49,556
	0:49,959	0:18,355	0:16,215	0:15,389	0:51,145
	0:49,948	0:18,270	0:16,202	0:15,476	0:50,135
	0:49,962	0:18,180	0:16,253	0:15,529	0:50,317
	0:49,768	0:18,176	0:16,191	0:15,401	0:49,890
	0:49,795	0:18,164	0:16,303	0:15,328	0:49,776
	0:49,788	0:18,204	0:16,230	0:15,354	0:49,853
	0:49,712	0:18,138	0:16,191	0:15,328	0:49,861
	0:51,145	0:19,151	0:16,449	0:15,545	0:49,556
	0:50,135	0:18,365	0:16,272	0:15,498	0:51,145
	0:50,317	0:18,574	0:16,247	0:15,496	0:50,135
	0:49,890	0:18,330	0:16,088	0:15,472	0:50,317
	0:49,776	0:18,184	0:16,185	0:15,407	0:49,890
	0:49,853	0:18,212	0:16,266	0:15,375	0:49,776
	0:49,861	0:18,186	0:16,216	0:15,459	0:49,853
	0:49,556	0:18,107	0:16,093	0:15,356	0:49,861



R 12 DJKM (OK-Junior) Heat 2

Die schnellsten Zeiten

Ort	Nr. Fahrername	Streckenl.	Zeit	Ø Speed
Ziel	195 Strengel,Phil,Colin	1190 m	0:49,556	86,4 km/h
Sektion 1	108 Berthold,Julius	452 m	0:18,097	89,9 km/h
Sektion 2	130 Korneder,Luke	368 m	0:16,043	82,6 km/h
Sektion 3	127 Brunner Gostner,Alex	370 m	0:15,300	87,1 km/h

	Stmr.127 Brunner Gostner,Alex ITA TB Racing Team	Stmr.188 Gorčica,David CZE FORZA RACING z.s.	Stmr.153 Hezel,Max DEU Oliver Hezel	Stmr.131 Kara Osman,Amin DEU SIM-ON	Stmr.111 Schindler,Magnus DEU Lanari Racing Team
	theoretisch mögliche Bestzeit 0:49,603	theoretisch mögliche Bestzeit 0:49,705	theoretisch mögliche Bestzeit 0:49,857	theoretisch mögliche Bestzeit 0:49,712	theoretisch mögliche Bestzeit 0:49,757
	Ziel Sektion 1 Sektion 2 Sektion 3	Ziel Sektion 1 Sektion 2 Sektion 3	Ziel Sektion 1 Sektion 2 Sektion 3	Ziel Sektion 1 Sektion 2 Sektion 3	Ziel Sektion 1 Sektion 2 Sektion 3
best	0:49,638 0:18,210 0:16,093 0:15,300	0:49,751 0:18,187 0:16,138 0:15,380	0:49,865 0:18,191 0:16,236 0:15,430	0:49,712 0:18,197 0:16,117 0:15,398	0:49,846 0:18,188 0:16,142 0:15,427
Runde 1	0:51,498 0:19,333 0:16,602 0:15,563	0:51,846 0:19,585 0:16,569 0:15,692	0:51,607 0:19,432 0:16,471 0:15,704	0:52,166 0:19,400 0:16,622 0:16,144	0:52,033 0:19,814 0:16,544 0:15,675
Runde 2	0:50,137 0:18,390 0:16,258 0:15,489	0:50,022 0:18,391 0:16,251 0:15,380	0:50,075 0:18,335 0:16,298 0:15,442	0:50,868 0:19,074 0:16,338 0:15,456	0:50,544 0:18,771 0:16,330 0:15,443
Runde 3	0:49,863 0:18,210 0:16,277 0:15,376	0:50,036 0:18,303 0:16,286 0:15,447	0:50,069 0:18,323 0:16,274 0:15,472	0:50,107 0:18,322 0:16,281 0:15,504	0:50,099 0:18,320 0:16,269 0:15,510
Runde 4	0:50,117 0:18,568 0:16,149 0:15,400	0:50,138 0:18,389 0:16,192 0:15,557	0:50,397 0:18,239 0:16,306 0:15,852	0:50,037 0:18,320 0:16,262 0:15,455	0:49,952 0:18,241 0:16,276 0:15,435
Runde 5	0:49,853 0:18,288 0:16,166 0:15,399	0:49,805 0:18,266 0:16,140 0:15,399	0:50,217 0:18,375 0:16,282 0:15,560	0:49,902 0:18,246 0:16,211 0:15,445	0:49,954 0:18,323 0:16,204 0:15,427
Runde 6	0:49,860 0:18,255 0:16,305 0:15,300	0:49,817 0:18,274 0:16,138 0:15,405	0:50,117 0:18,237 0:16,372 0:15,508	0:50,198 0:18,544 0:16,255 0:15,399	0:51,108 0:18,934 0:16,711 0:15,463
Runde 7	0:49,638 0:18,227 0:16,093 0:15,318	0:49,751 0:18,197 0:16,169 0:15,385	0:49,976 0:18,230 0:16,236 0:15,510	0:49,712 0:18,197 0:16,117 0:15,398	0:49,846 0:18,256 0:16,142 0:15,448
Runde 8	0:49,690 0:18,218 0:16,158 0:15,314	0:49,783 0:18,187 0:16,142 0:15,454	0:49,865 0:18,191 0:16,244 0:15,430	0:49,811 0:18,211 0:16,199 0:15,401	0:49,980 0:18,188 0:16,245 0:15,547

R 12 DJKM (OK-Junior) Heat 2

Die schnellsten Zeiten

Ort	Nr. Fahrername	Zeit	Streckenl.	Ø Speed
Ziel	195 Strengel,Phil Colin	0:49,556	1190 m	86,4 km/h
Sektion 1	108 Berthold,Julius	0:18,097	452 m	89,9 km/h
Sektion 2	130 Korneder,Luke	0:16,043	368 m	82,6 km/h
Sektion 3	127 Brunner,Göster/Alex	0:15,900	370 m	87,1 km/h

Snr.108 Berthold,Julius DEU		Snr.109 Rudzevičius,Kojus DEU		
TB Racing Team		NSL Racing		
theoretisch mögliche Bestzeit 0:49,886		theoretisch mögliche Bestzeit 0:50,063		
Ziel	Sektion 1	Sektion 2	Sektion 3	
best	0:50,126	0:18,097	0:16,240	0:15,549
Runde 1	0:52,080	0:19,667	0:16,501	0:15,912
Runde 2	0:50,847	0:18,771	0:16,474	0:15,602
Runde 3	0:50,366	0:18,332	0:16,389	0:15,645
Runde 4	0:50,247	0:18,335	0:16,334	0:15,578
Runde 5	0:50,219	0:18,343	0:16,320	0:15,556
Runde 6	0:50,288	0:18,440	0:16,243	0:15,605
Runde 7	0:50,126	0:18,097	0:16,462	0:15,567
Runde 8	0:50,155	0:18,366	0:16,240	0:15,549

Ziel	Sektion 1	Sektion 2	Sektion 3	
best	0:50,063	0:18,215	0:16,247	0:15,601
Runde 1	0:52,103	0:19,575	0:16,668	0:15,860
Runde 2	0:51,036	0:18,747	0:16,542	0:15,747
Runde 3	0:50,420	0:18,397	0:16,378	0:15,645
Runde 4	0:50,218	0:18,336	0:16,248	0:15,634
Runde 5	0:50,255	0:18,338	0:16,306	0:15,611
Runde 6	0:50,290	0:18,390	0:16,292	0:15,608
Runde 7	0:50,063	0:18,215	0:16,247	0:15,601
Runde 8	0:50,460	0:18,328	0:16,356	0:15,776

R 6 DJKM (OK-Junior) Heat 1

Strecke / track: 1190m

fastest Lap Luke KORNDER at: 0:49,442

started: 12 classified: 11 not classified: 1 excluded: 1

Pos	Str. Nr.	Fahrer Driver	Nation	Bewerber / Sponsor	Nation	Lizenz B-Lizenz	Chassis / Motor / Reifen	Points	Runden Laps	Gesamtzeit Differenz	Abstand Gap	beste Runde best Lap	in R. in L.	o Geschw. o Speed
1	130	KORNDER, Luke	DEU	SIM-ON	DEU	12977 17883	Tony Kart / TM / VEGA	0	8	6:42,912		0:49,442	7	85,1 km/h 86,6 km/h
2	176	BAYYATI, Cemil	DEU	Lanari Racing Team	DEU	15366 17166	KR / IAME / VEGA	2	8	6:44,768 0:01,856	0:01,856	0:49,732	8	84,7 km/h 86,1 km/h
3	164	GERSTENKORN, Marc	CHE	TB Racing Team	DEU	375 12562	KR / IAME / VEGA	3	8	6:45,763 0:02,851	0:00,995	0:49,814	8	84,5 km/h 86 km/h
4	188	GORCICA, David	CZE	FORZA RACING z.s.	CZE	23AS0082 23AT00121	MS Kart / TM / VEGA	4	8	6:45,962 0:03,163	0:00,199	0:49,767	8	84,4 km/h 86,1 km/h
5	127	BRUNNER GOSTNER, Alex	ITA	TB Racing Team	DEU	460701 12562	KR / IAME / VEGA	5	8	6:46,075 0:03,163	0:00,113	0:49,608	8	84,4 km/h 86,4 km/h
6	195	STRENGE, Phil Colin	DEU	Jens Strenge ADAC Württemberg e.V.	DEU	25516 BEK1304209	LN / TM / VEGA	6	8	6:46,879 0:03,967	0:00,804	0:49,668	7	84,2 km/h 86,3 km/h
7	111	SCHINDLER, Magnus	DEU	Lanari Racing Team	DEU	13573 17166	KR / IAME / VEGA	7	8	6:47,676 0:04,764	0:00,797	0:49,983	8	84,1 km/h 85,7 km/h
8	131	KARA OSMAN, Amin	DEU	SIM-ON	DEU	31481 17883	Kosmic / TM / VEGA	8	8	6:48,541 0:05,629	0:00,865	0:49,867	8	83,9 km/h 85,9 km/h
9	153	HEZEL, Max	DEU	Oliver Hezel	DEU	27217 BEK1406359	Redspeed / TM / VEGA	9	8	6:49,052 0:06,140	0:00,511	0:50,025	7	83,8 km/h 85,6 km/h
10	108	BERTHOLD, Julius	DEU	TB Racing Team	DEU	35753 12562	KR / IAME / VEGA	10	8	6:49,615 0:06,703	0:00,563	0:50,088	8	83,7 km/h 85,5 km/h
11	109	RUDZEVICIUS, Kajus	DEU	NSL Racing	LTU	2023-ITG/004 2023-KL/06	OTK / TM / VEGA	11	8	6:51,045 0:08,133	0:01,430	0:50,333	5	83,4 km/h 85,1 km/h
the following drivers are disqualified														
DSQ	162	KRÄLING, Arjen	DEU	Nees Racing	DEU	12206 17863	KR / IAME / VEGA	14	DSQ	disqualified	QualiP:1			

StNr. 162 black flag

Rennleitung: Uwe Fuchs / Markus Peske Racedirektor: Horst Seidel

Sportkommissare: Nikolas Spaderna / Ulrich Bell / Gerhard Verlaan

Techn. Kommissare: H.-J. Dangers / M. Ambrosius / D. Pietzko / C. Schmidt / G. Mitscherling

Zeitnahme: KART-DATA timing service Franz Schieszler / Manuela Hintner

Zeitnahme / timekeeping

control Franz Schieszler

freigegeben: 14:36:15

R 6 DJKM (OK-Junior) Heat 1

Fahrername Driver	Kornder Luke	Bayyati Cemil	Gerstenkorn Marc	Gorjica David	Gostner Alex	Strengé Phil Colin	Schindler Magnus	Kara Osman Amin	Hezel Max	Berthold Julius	Rudzevičius Karjus	Krilling Arjen
schnellste Runde in Runde	0:49,442 Rn. 7	0:49,732 Rn. 8	0:49,814 Rn. 8	0:49,767 Rn. 8	0:49,608 Rn. 8	0:49,668 Rn. 7	0:49,983 Rn. 8	0:49,867 Rn. 8	0:50,025 Rn. 7	0:50,088 Rn. 8	0:50,333 Rn. 5	
Speed	86,6 km/h	86,1 km/h	86,0 km/h	86,1 km/h	86,4 km/h	86,3 km/h	85,7 km/h	85,9 km/h	85,6 km/h	85,5 km/h	85,1 km/h	
Lap 1	0:51,691	0:51,849	0:51,556	0:52,082	0:52,050	0:52,211	0:52,167	0:53,378	0:53,370	0:53,198	0:53,816	
Lap 2	0:50,265	0:50,688	0:51,341	0:50,731	0:51,167	0:50,747	0:50,748	0:50,503	0:50,580	0:50,486	0:50,937	
Lap 3	0:50,086	0:50,289	0:50,106	0:50,219	0:50,294	0:50,178	0:50,313	0:50,363	0:50,296	0:50,498	0:50,564	
Lap 4	0:49,793	0:49,923	0:50,072	0:50,168	0:50,294	0:50,622	0:50,101	0:50,324	0:50,500	0:50,574	0:50,443	
Lap 5	0:49,677	0:49,890	0:49,983	0:49,918	0:49,985	0:50,235	0:50,280	0:50,524	0:50,392	0:50,420	0:50,333	
Lap 6	0:49,761	0:49,829	0:50,076	0:49,881	0:49,939	0:50,161	0:50,030	0:50,050	0:50,047	0:50,215	0:50,335	
Lap 7	0:49,442	0:49,775	0:49,893	0:49,872	0:49,689	0:49,668	0:50,334	0:49,981	0:50,025	0:50,125	0:50,606	
Lap 8	0:49,469	0:49,732	0:49,814	0:49,767	0:49,608	0:50,018	0:49,983	0:49,867	0:50,513	0:50,088	0:50,409	

R 6 DJKM (OK-Junior) Heat 1

Ziel		Sektion 1		Sektion 2		Sektion 3	
Fahrername	Zeit	Fahrername	Zeit	Fahrername	Zeit	Fahrername	Zeit
1 162 Kräling,Arjen	0:48,557	130 Kornder,Luke	0:18,052	130 Kornder,Luke	0:16,022	127 Brunner Gostner,Alex	0:15,322
2 130 Kornder,Luke	0:49,442	162 Kräling,Arjen	0:18,104	176 Bayyati,Cemil	0:16,100	131 Kara Osman,Amin	0:15,346
3 127 Brunner Gostner,Alex	0:49,608	195 Strenge,Phil Colin	0:18,111	127 Brunner Gostner,Alex	0:16,126	130 Kornder,Luke	0:15,355
4 195 Strenge,Phil Colin	0:49,668	127 Brunner Gostner,Alex	0:18,120	162 Kräling,Arjen	0:16,136	162 Kräling,Arjen	0:15,365
5 176 Bayyati,Cemil	0:49,732	176 Bayyati,Cemil	0:18,132	131 Kara Osman,Amin	0:16,138	176 Bayyati,Cemil	0:15,388
6 188 Górcica,David	0:49,767	164 Gerstenkorn,Marc	0:18,138	188 Górcica,David	0:16,146	195 Strenge,Phil Colin	0:15,403
7 164 Gerstenkorn,Marc	0:49,814	153 Hezel,Max	0:18,153	195 Strenge,Phil Colin	0:16,151	164 Gerstenkorn,Marc	0:15,414
8 131 Kara Osman,Amin	0:49,867	111 Schindler,Magnus	0:18,180	164 Gerstenkorn,Marc	0:16,175	111 Schindler,Magnus	0:15,430
9 111 Schindler,Magnus	0:49,983	188 Górcica,David	0:18,183	111 Schindler,Magnus	0:16,231	188 Górcica,David	0:15,438
10 153 Hezel,Max	0:50,025	131 Kara Osman,Amin	0:18,209	153 Hezel,Max	0:16,289	153 Hezel,Max	0:15,461
11 108 Berthold,Julius	0:50,088	108 Berthold,Julius	0:18,217	108 Berthold,Julius	0:16,303	108 Berthold,Julius	0:15,472
12 109 Rudzevicius,Kajus	0:50,333	109 Rudzevicius,Kajus	0:18,241	109 Rudzevicius,Kajus	0:16,308	109 Rudzevicius,Kajus	0:15,724



R 6 DJKM (OK-Junior) Heat 1

Die schnellsten Zeiten

Ort	Nr. Fahrername	Streckentl.	Zeit	Ø Speed
Ziel	162 Krilling,Arjen	1190 m	0:48,557	88,2 km/h
Sektion 1	130 Kornder,Luke	452 m	0:18,052	90,1 km/h
Sektion 2	130 Kornder,Luke	368 m	0:16,022	82,7 km/h
Sektion 3	127 Brunner Gosner,Alex	370 m	0:15,322	86,9 km/h

	Snr.130 Kornder,Luke DEU SIM-ON			Snr.176 Bayyati,Cemil DEU Lanari Racing Team			Snr.164 Garstenkorn,Marc CHE TB Racing Team			Snr.188 Gorčica,David CZE FORZA RACING z.s.			Snr.127 Brunner Gosner,Alex ITA TB Racing Team							
	theoretisch mögliche Bestzeit	Sektion 2	Sektion 3	theoretisch mögliche Bestzeit	Sektion 2	Sektion 3	theoretisch mögliche Bestzeit	Sektion 1	Sektion 2	Sektion 3	theoretisch mögliche Bestzeit	Sektion 1	Sektion 2	Sektion 3	theoretisch mögliche Bestzeit	Sektion 1	Sektion 2	Sektion 3		
best	0:49,442	0:18,052	0:16,022	0:15,355	0:49,732	0:18,132	0:16,100	0:15,388	0:49,814	0:18,138	0:16,175	0:15,414	0:49,767	0:18,183	0:16,146	0:15,438	0:49,608	0:18,120	0:15,322	
Runde 1	0:51,691	0:18,781	0:16,781	0:16,129	0:51,849	0:19,037	0:16,483	0:16,329	0:51,556	0:19,138	0:16,368	0:16,050	0:52,082	0:19,765	0:16,729	0:15,588	0:52,050	0:19,691	0:16,807	0:15,552
Runde 2	0:50,265	0:18,398	0:16,353	0:15,514	0:50,688	0:18,794	0:16,394	0:15,500	0:51,341	0:19,257	0:16,467	0:15,617	0:50,731	0:18,775	0:16,493	0:15,463	0:51,167	0:19,231	0:16,583	0:15,353
Runde 3	0:50,086	0:18,358	0:16,295	0:15,433	0:50,289	0:18,528	0:16,324	0:15,437	0:50,106	0:18,340	0:16,340	0:15,426	0:50,219	0:18,391	0:16,356	0:15,472	0:50,294	0:18,691	0:16,204	0:15,399
Runde 4	0:49,793	0:18,247	0:16,131	0:15,415	0:49,923	0:18,274	0:16,228	0:15,421	0:50,072	0:18,349	0:16,239	0:15,484	0:50,168	0:18,287	0:16,272	0:15,609	0:50,294	0:18,378	0:16,241	0:15,675
Runde 5	0:49,677	0:18,157	0:16,126	0:15,394	0:49,890	0:18,218	0:16,226	0:15,446	0:49,983	0:18,227	0:16,304	0:15,452	0:49,918	0:18,288	0:16,183	0:15,447	0:49,985	0:18,403	0:16,174	0:15,408
Runde 6	0:49,761	0:18,108	0:16,229	0:15,424	0:49,829	0:18,132	0:16,250	0:15,447	0:50,076	0:18,138	0:16,388	0:15,550	0:49,881	0:18,184	0:16,196	0:15,501	0:49,939	0:18,249	0:16,218	0:15,472
Runde 7	0:49,442	0:18,065	0:16,022	0:15,355	0:49,775	0:18,188	0:16,126	0:15,461	0:49,893	0:18,252	0:16,227	0:15,414	0:49,872	0:18,207	0:16,183	0:15,482	0:49,689	0:18,120	0:16,194	0:15,375
Runde 8	0:49,469	0:18,052	0:16,059	0:15,358	0:49,732	0:18,244	0:16,100	0:15,388	0:49,814	0:18,166	0:16,175	0:15,473	0:49,767	0:18,183	0:16,146	0:15,438	0:49,608	0:18,160	0:16,126	0:15,322



R 6 DJKM (OK-Junior) Heat 1

Die schnellsten Zeiten

Ort	Nr. Fahrername	Streckenl.	Ø Speed
Ziel	162 Krilling,Arjen	1190 m	88,2 km/h
Sektion 1	130 Kornöder,Luke	452 m	90,1 km/h
Sektion 2	130 Kornöder,Luke	368 m	82,7 km/h
Sektion 3	127 Brunner Göstner,Alex	370 m	86,9 km/h

	Snr.195 Srengge,Phil Colin DEU	Snr.111 Schindler,Magnus DEU	Snr.131 Kara Osman,Amin DEU	Snr.153 Hezel,Max DEU	Snr.108 Berthold,Julius DEU
	Jens Srengge ADAC Württemberg e.V. theoretisch mögliche Bestzeit 0:49,665	Lanari Racing Team theoretisch mögliche Bestzeit 0:49,841	SIM-ON theoretisch mögliche Bestzeit 0:49,693	Oliver Hezel theoretisch mögliche Bestzeit 0:49,903	TB Racing Team theoretisch mögliche Bestzeit 0:49,992
best	Ziel Sektion 1 Sektion 2 Sektion 3 0:49,668 0:18,111 0:16,151 0:15,403	Ziel Sektion 1 Sektion 2 Sektion 3 0:49,983 0:18,180 0:16,231 0:15,430	Ziel Sektion 1 Sektion 2 Sektion 3 0:49,867 0:18,209 0:16,138 0:15,346	Ziel Sektion 1 Sektion 2 Sektion 3 0:50,025 0:18,153 0:16,289 0:15,461	Ziel Sektion 1 Sektion 2 Sektion 3 0:50,088 0:18,217 0:16,303 0:15,472
Runde 1	0:52,211 0:19,914 0:16,705 0:15,592	0:52,167 0:19,704 0:16,858 0:15,605	0:53,378 0:20,138 0:17,101 0:16,139	0:53,370 0:19,380 0:18,201 0:15,789	0:53,198 0:19,957 0:17,368 0:15,873
Runde 2	0:50,747 0:18,804 0:16,406 0:15,537	0:50,748 0:18,564 0:16,705 0:15,479	0:50,503 0:18,438 0:16,564 0:15,501	0:50,580 0:18,389 0:16,590 0:15,601	0:50,486 0:18,479 0:16,535 0:15,472
Runde 3	0:50,178 0:18,388 0:16,307 0:15,483	0:50,313 0:18,498 0:16,357 0:15,458	0:50,363 0:18,373 0:16,471 0:15,519	0:50,296 0:18,383 0:16,371 0:15,542	0:50,498 0:18,453 0:16,466 0:15,579
Runde 4	0:50,622 0:18,316 0:16,261 0:16,045	0:50,101 0:18,256 0:16,298 0:15,547	0:50,324 0:18,228 0:16,299 0:15,797	0:50,500 0:18,203 0:16,374 0:15,923	0:50,574 0:18,357 0:16,554 0:15,663
Runde 5	0:50,235 0:18,596 0:16,188 0:15,451	0:50,280 0:18,545 0:16,273 0:15,462	0:50,524 0:18,675 0:16,381 0:15,468	0:50,392 0:18,528 0:16,332 0:15,532	0:50,420 0:18,440 0:16,486 0:15,494
Runde 6	0:50,161 0:18,204 0:16,369 0:15,588	0:50,030 0:18,282 0:16,231 0:15,517	0:50,050 0:18,229 0:16,360 0:15,461	0:50,047 0:18,153 0:16,317 0:15,577	0:50,215 0:18,272 0:16,368 0:15,575
Runde 7	0:49,668 0:18,114 0:16,151 0:15,403	0:50,334 0:18,505 0:16,350 0:15,479	0:49,981 0:18,209 0:16,307 0:15,465	0:50,025 0:18,174 0:16,289 0:15,562	0:50,125 0:18,217 0:16,362 0:15,546
Runde 8	0:50,018 0:18,111 0:16,244 0:15,663	0:49,983 0:18,180 0:16,373 0:15,430	0:49,867 0:18,383 0:16,138 0:15,346	0:50,513 0:18,757 0:16,295 0:15,461	0:50,088 0:18,282 0:16,303 0:15,503

R 6 DJKM (OK-Junior) Heat 1

Die schnellsten Zeiten

Ort	Nr. Fahrername	Zeit	Streckenl.	Ø Speed
Ziel	162 Krilling,Arjen	0:48,557	1190 m	88,2 km/h
Sektion 1	130 Korndör,Luke	0:18,052	452 m	90,1 km/h
Sektion 2	130 Korndör,Luke	0:16,022	368 m	82,7 km/h
Sektion 3	127 Brunner Göstner,Alex	0:15,322	370 m	86,9 km/h

Smr.109 Rudzevicius,Kajus

DEU

NSL Racing

theoretisch mögliche Bestzeit 0:50,273

Ziel Sektion 1 Sektion 2 Sektion 3

best 0:50,333 0:18,241 0:16,308 0:15,724

Runde 1 0:53,816 0:19,969 0:17,631 0:16,216

Runde 2 0:50,937 0:18,639 0:16,569 0:15,729

Runde 3 0:50,564 0:18,406 0:16,399 0:15,759

Runde 4 0:50,443 0:18,328 0:16,364 0:15,751

Runde 5 0:50,333 0:18,241 0:16,356 0:15,736

Runde 6 0:50,335 0:18,265 0:16,346 0:15,724

Runde 7 0:50,606 0:18,418 0:16,428 0:15,760

Runde 8 0:50,409 0:18,374 0:16,308 0:15,727

Smr.162 Krilling,Arjen

DEU

Nees Racing

theoretisch mögliche Bestzeit 0:49,605

Ziel Sektion 1 Sektion 2 Sektion 3

best 0:48,557 0:18,104 0:16,136 0:15,365

Runde 1 0:51,963 0:18,959 0:16,594 0:16,410

Runde 2 0:48,557 0:18,718

Runde 3 0:52,174 0:20,471 0:16,273 0:15,430

Runde 4 0:49,747 0:18,188 0:16,194 0:15,365

Runde 5 0:52,518 0:18,104 0:16,136 0:18,278

Qualifying practice DJKM (OK-Junior)

Strecke / track: 1190m

started: 12 classified: 12 not classified: 0

Pos	Str. Nr.	Fahrer Driver	Nation	Bewerber / Sponsor	Nation	Lizenz R-Lizenz	Chassis / Motor / Reifen	G/W	Runden Laps	Differenz	Abstand Gap	beste Runde best Lap	in R. in L.	o Geschw. Speed
1	162	KRÄLING, Arjen	DEU	Nees Racing	DEU	12206 17863	KR / IAME / VEGA	G	4			0:49,288	3	86,9 km/h
2	130	KORNDER, Luke	DEU	SIM-ON	DEU	12977 17883	Tony Kart / TM / VEGA		4	0:00,040	0:00,040	0:49,328	3	86,8 km/h
3	176	BAYATI, Cemil	DEU	Lanari Racing Team	DEU	15366 17166	KR / IAME / VEGA		5	0:00,058	0:00,018	0:49,346	3	86,8 km/h
4	195	STRENGE, Phil Colin	DEU	Jens Strenge ADAC Württemberg e.V.	DEU	25516 BEK1304209 460701	LN / TM / VEGA		5	0:00,079	0:00,021	0:49,367	3	86,8 km/h
5	127	BRUNNER GOSTNER, Alex	ITA	TB Racing Team	DEU	12562	KR / IAME / VEGA		5	0:00,150	0:00,071	0:49,438	3	86,7 km/h
6	164	GERSTENKORN, Marc	CHE	TB Racing Team	DEU	375 12562	KR / IAME / VEGA		5	0:00,155	0:00,005	0:49,443	3	86,6 km/h
7	131	KARA OSMAN, Amin	DEU	SIM-ON	DEU	31481 17883	Kosmic / TM / VEGA	G	4	0:00,182	0:00,027	0:49,470	4	86,6 km/h
8	188	GORCICA, David	CZE	FORZA RACING z.s.	CZE	23AS0082 23AT00121	MS Kart / TM / VEGA		5	0:00,225	0:00,043	0:49,513	5	86,5 km/h
9	111	SCHINDLER, Magnus	DEU	Lanari Racing Team	DEU	13573 17166	KR / IAME / VEGA		5	0:00,259	0:00,034	0:49,547	3	86,5 km/h
10	153	HEZEL, Max	DEU	Oliver Hezel	DEU	27217 BEK1406359	Redspeed / TM / VEGA	G	5	0:00,334	0:00,075	0:49,622	3	86,3 km/h
11	108	BERTHOLD, Julius	DEU	TB Racing Team	DEU	35753 12562	KR / IAME / VEGA		3	0:00,515	0:00,181	0:49,803	2	86,0 km/h
12	109	RUDZEVICIUS, Kajus	DEU	NSL Racing	LTU	2023-ITG/004 2023-KL/06	OTK / TM / VEGA	G	6	0:00,650	0:00,135	0:49,938	6	85,8 km/h

Rennleitung: Uwe Fuchs / Markus Peske Racedirektor: Horst Seidel
Sportkommissare: Nikolas Spaderna / Ulrich Bell / Gerhard Verlaan
Techn. Kommissare: H.-J. Dangers / M. Ambrosius / D. Pietzko / C. Schmidt / G. Mitscherling
Zeitnahme: KART-DATA timing service Franz Schieszler / Manuela Hintner

Zeitnahme / timekeeping

control Franz Schieszler

freigegeben: 11:29:53

6	108	TB Racing Team BERTHOLD Julius Startposition 11
5	111	Lanari Racing Team SCHINDLER Magnus Startposition 9
4	131	SIM-ON KARA OSMAN Amin Startposition 7
3	127	TB Racing Team BRUNNER GOSTNER Alex Startposition 5
2	176	Lanari Racing Team BAYYATI Cemil Startposition 3
1	162	Nees Racing KRÄLING Arjen Startposition 1

6	109	NSL Racing RUDZEVICIUS Kajus Startposition 12
5	153	Oliver Hezel HEZEL Max Startposition 10
4	188	FORZA RACING z.s. GORCICA David Startposition 8
3	164	TB Racing Team GERSTENKORN Marc Startposition 6
2	195	Jens Strenge@ADAC Württemberg e.V. STRENGE Phil Colin Startposition 4
1	130	SIM-ON KORNDER Luke Startposition 2



Starting Grid DJKM (OK-Junior)

Rennen 6 und 12



Qualifying practice DJKM (OK-Junior)

Fahrername Driver	Kräling Arjen	Kornder Luke	Bayyati Cemil	Strengé Phil Colin	Gostner Alex	Gerstenkorn Marc	Kara Osman Amin	Gorcica David	Schindler Magnus	Hezel Max	Berthold Julius	Rudzevicius Kajus
schnellste Runde in Runde	0:49,288 Rn. 3	0:49,328 Rn. 3	0:49,346 Rn. 3	0:49,367 Rn. 3	0:49,438 Rn. 3	0:49,443 Rn. 3	0:49,470 Rn. 4	0:49,513 Rn. 5	0:49,547 Rn. 3	0:49,622 Rn. 3	0:49,803 Rn. 2	0:49,938 Rn. 6
Speed	86,9 km/h	86,8 km/h	86,8 km/h	86,8 km/h	86,7 km/h	86,6 km/h	86,6 km/h	86,5 km/h	86,5 km/h	86,3 km/h	86,0 km/h	85,8 km/h
Lap 1	0:49,515	0:49,821	0:50,014	0:49,956	0:50,155	0:49,875	0:50,053	0:50,246	0:50,132	0:50,257	0:50,393	0:53,391
Lap 2	0:49,369	0:49,486	0:49,511	0:49,621	0:49,517	0:49,611	0:49,899	0:49,785	0:49,587	0:49,669	0:49,803	0:50,196
Lap 3	0:49,288	0:49,328	0:49,346	0:49,367	0:49,438	0:49,443	0:49,485	0:49,614	0:49,547	0:49,622	0:49,877	0:49,994
Lap 4	0:49,398	0:49,393	0:49,375	0:49,473	0:49,565	0:49,626	0:49,470	0:49,684	0:49,677	0:49,847		0:50,041
Lap 5			0:49,456	0:49,421	0:49,498	0:50,914		0:49,513	0:49,722	0:49,797		0:50,069
Lap 6												0:49,938

Qualifying practice DJKM (OK-Junior)

Ziel		Sektion 1		Sektion 2		Sektion 3	
Fahrername	Zeit	Fahrername	Zeit	Fahrername	Zeit	Fahrername	Zeit
1 162 Kraling,Arjen	0:49,288	162 Kraling,Arjen	0:18,026	195 Streng,Phil Colin	0:15,970	130 Kornder,Luke	0:15,224
2 130 Kornder,Luke	0:49,328	195 Streng,Phil Colin	0:18,064	176 Bayyati,Cemil	0:15,930	127 Brunner Gostner,Alex	0:15,272
3 176 Bayyati,Cemil	0:49,346	164 Gerstenkorn,Marc	0:18,081	162 Kraling,Arjen	0:15,942	162 Kraling,Arjen	0:15,282
4 195 Streng,Phil Colin	0:49,367	176 Bayyati,Cemil	0:18,085	131 Kara Osman,Amin	0:15,961	188 Grcica,David	0:15,286
5 127 Brunner Gostner,Alex	0:49,438	111 Schindler,Magnus	0:18,097	130 Kornder,Luke	0:15,981	176 Bayyati,Cemil	0:15,295
6 164 Gerstenkorn,Marc	0:49,443	130 Kornder,Luke	0:18,100	127 Brunner Gostner,Alex	0:16,008	131 Kara Osman,Amin	0:15,303
7 131 Kara Osman,Amin	0:49,470	188 Grcica,David	0:18,135	153 Hezel,Max	0:16,032	164 Gerstenkorn,Marc	0:15,320
8 188 Grcica,David	0:49,513	127 Brunner Gostner,Alex	0:18,140	188 Grcica,David	0:16,035	111 Schindler,Magnus	0:15,322
9 111 Schindler,Magnus	0:49,547	131 Kara Osman,Amin	0:18,159	164 Gerstenkorn,Marc	0:16,042	195 Streng,Phil Colin	0:15,339
10 153 Hezel,Max	0:49,622	153 Hezel,Max	0:18,168	111 Schindler,Magnus	0:16,048	153 Hezel,Max	0:15,365
11 108 Berthold,Julius	0:49,803	108 Berthold,Julius	0:18,172	109 Rudzevicius,Kajus	0:16,126	108 Berthold,Julius	0:15,430
12 109 Rudzevicius,Kajus	0:49,938	109 Rudzevicius,Kajus	0:18,189	108 Berthold,Julius	0:16,188	109 Rudzevicius,Kajus	0:15,617



Qualifying practice DJKM (OK-Junior)

Die schnellsten Zeiten

Ort	Nr. Fahrername	Streckenl.	ø Speed
Ziel	162 Krätling,Arjen	1190 m	86,9 km/h
Sektion 1	162 Krätling,Arjen	452 m	90,3 km/h
Sektion 2	195 Strenge,Phil Colin	368 m	83,2 km/h
Sektion 3	130 Kornder,Luke	370 m	87,5 km/h

	Smr.162 Krätling,Arjen DEU Nees Racing theoretisch mögliche Bestzeit 0:49,250	Smr.130 Kornder,Luke DEU SIM-ON theoretisch mögliche Bestzeit 0:49,305	Smr.176 Bayyati,Cemil DEU Lanari Racing Team theoretisch mögliche Bestzeit 0:49,310	Smr.195 Strenge,Phil Colin DEU Jens Strenge ADAC Württemberg e.V. theoretisch mögliche Bestzeit 0:49,323	Smr.127 Brunner Gosner,Alex ITA TB Racing Team theoretisch mögliche Bestzeit 0:49,420
best	Ziel Sektion 1 Sektion 2 Sektion 3 0:49,288 0:18,026 0:15,942 0:15,282	Ziel Sektion 1 Sektion 2 Sektion 3 0:49,328 0:18,100 0:15,981 0:15,224	Ziel Sektion 1 Sektion 2 Sektion 3 0:49,346 0:18,085 0:15,930 0:15,295	Ziel Sektion 1 Sektion 2 Sektion 3 0:49,367 0:18,064 0:15,920 0:15,339	Ziel Sektion 1 Sektion 2 Sektion 3 0:49,438 0:18,140 0:16,008 0:15,272
Runde 1	0:49,515 0:18,163 0:16,026 0:15,326	0:49,821 0:18,476 0:16,067 0:15,278	0:50,014 0:18,487 0:16,178 0:15,349	0:49,956 0:18,448 0:16,125 0:15,383	0:50,155 0:18,572 0:16,203 0:15,380
Runde 2	0:49,369 0:18,026 0:16,043 0:15,300	0:49,486 0:18,209 0:16,014 0:15,263	0:49,511 0:18,227 0:15,975 0:15,309	0:49,621 0:18,221 0:16,012 0:15,388	0:49,517 0:18,207 0:16,038 0:15,272
Runde 3	0:49,288 0:18,064 0:15,942 0:15,282	0:49,328 0:18,123 0:15,981 0:15,224	0:49,346 0:18,121 0:15,930 0:15,295	0:49,367 0:18,064 0:15,964 0:15,339	0:49,438 0:18,150 0:16,008 0:15,280
Runde 4	0:49,398 0:18,046 0:16,049 0:15,303	0:49,393 0:18,100 0:16,011 0:15,282	0:49,375 0:18,085 0:15,969 0:15,321	0:49,473 0:18,102 0:15,995 0:15,376	0:49,565 0:18,140 0:16,030 0:15,395
Runde 5			0:49,456 0:18,135 0:15,997 0:15,324	0:49,421 0:18,120 0:15,920 0:15,381	0:49,498 0:18,154 0:16,051 0:15,293
Runde 6					

Qualifying practice DJKM (OK-Junior)

Die schnellsten Zeiten

Ort	Nr. Fahrername	Streckenl.	Ø Speed
Ziel	162 Krilling,Arjen	1190 m	86,9 km/h
Sektion 1	162 Krilling,Arjen	452 m	90,3 km/h
Sektion 2	195 Streang,Phil Colin	368 m	83,2 km/h
Sektion 3	130 Kornder,Luke	370 m	87,5 km/h

	Snr.164 Geartenkorn,Marc CHE TB Racing Team	Snr.131 Kara Osman,Amin DEU SIM-ON	Snr.188 Gorcica,David CZE FORZA RACING z.s.	Snr.111 Schindler,Magnus DEU Lanari Racing Team	Snr.153 Hezel,Max DEU Oliver Hezel
	theoretisch mögliche Bestzeit 0:49,443	theoretisch mögliche Bestzeit 0:49,423	theoretisch mögliche Bestzeit 0:49,456	theoretisch mögliche Bestzeit 0:49,467	theoretisch mögliche Bestzeit 0:49,565
best	Ziel Sektion 1 Sektion 2 Sektion 3 0:49,443 0:18,081 0:16,042 0:15,320	Ziel Sektion 1 Sektion 2 Sektion 3 0:49,470 0:18,159 0:15,961 0:15,303	Ziel Sektion 1 Sektion 2 Sektion 3 0:49,513 0:18,135 0:16,035 0:15,286	Ziel Sektion 1 Sektion 2 Sektion 3 0:49,547 0:18,097 0:16,048 0:15,322	Ziel Sektion 1 Sektion 2 Sektion 3 0:49,622 0:18,168 0:16,032 0:15,365
Runde 1	0:49,875 0:18,355 0:16,179 0:15,341	0:50,053 0:18,467 0:16,214 0:15,372	0:50,246 0:18,444 0:16,169 0:15,633	0:50,132 0:18,406 0:16,302 0:15,424	0:50,257 0:18,517 0:16,285 0:15,455
Runde 2	0:49,611 0:18,168 0:16,077 0:15,366	0:49,899 0:18,352 0:16,143 0:15,404	0:49,785 0:18,135 0:16,047 0:15,603	0:49,587 0:18,217 0:16,048 0:15,322	0:49,669 0:18,229 0:16,075 0:15,365
Runde 3	0:49,443 0:18,081 0:16,042 0:15,320	0:49,485 0:18,159 0:15,998 0:15,328	0:49,614 0:18,259 0:16,035 0:15,320	0:49,547 0:18,097 0:16,105 0:15,345	0:49,622 0:18,168 0:16,032 0:15,422
Runde 4	0:49,626 0:18,144 0:16,089 0:15,393	0:49,470 0:18,206 0:15,961 0:15,303	0:49,684 0:18,163 0:16,109 0:15,412	0:49,677 0:18,158 0:16,139 0:15,380	0:49,847 0:18,177 0:16,187 0:15,483
Runde 5	0:50,914 0:18,189 0:16,068 0:16,657		0:49,513 0:18,162 0:16,065 0:15,286	0:49,722 0:18,146 0:16,117 0:15,459	0:49,797 0:18,183 0:16,168 0:15,446
Runde 6					

Qualifying practice DJKM (OK-Junior)

Die schnellsten Zeiten

Ort	Nr. Fahrername	Zeit	Streckenl.	Ø Speed
Ziel	162 Krilling, Arjen	0:49,288	1190 m	86,9 km/h
Sektion 1	162 Krilling, Arjen	0:18,026	452 m	90,3 km/h
Sektion 2	195 Streang, Phil Colin	0:15,920	368 m	83,2 km/h
Sektion 3	130 Kornder, Luke	0:15,224	370 m	87,5 km/h

Snr.108 Berthold, Julius
DEU

TB Racing Team

theoretisch mögliche Bestzeit 0:49,790

Ziel Sektion 1 Sektion 2 Sektion 3
0:49,803 0:18,172 0:16,188 0:15,430

Runde 1 0:50,393 0:18,502 0:16,381 0:15,510
Runde 2 0:49,803 0:18,172 0:16,201 0:15,430
Runde 3 0:49,877 0:18,230 0:16,188 0:15,459
Runde 4 0:18,238
Runde 5
Runde 6

Snr.109 Rudzevičius, Kojus
DEU

NSL Racing

theoretisch mögliche Bestzeit 0:49,932

Ziel Sektion 1 Sektion 2 Sektion 3
0:49,938 0:18,189 0:16,126 0:15,617

Runde 1 0:53,391 0:20,905 0:16,771 0:15,715
Runde 2 0:50,196 0:18,285 0:16,281 0:15,630
Runde 3 0:49,994 0:18,212 0:16,165 0:15,617
Runde 4 0:50,041 0:18,216 0:16,161 0:15,664
Runde 5 0:50,069 0:18,195 0:16,193 0:15,681
Runde 6 0:49,938 0:18,189 0:16,126 0:15,623

Ziel Sektion 1 Sektion 2 Sektion 3

Qualifying practice DJKM (OK-Junior)

Ziel		Sektion 1		Sektion 2		Sektion 3	
Fahrername	Zeit	Fahrername	Zeit	Fahrername	Zeit	Fahrername	Zeit
1 162 Kräling,Arjen	0:49,288	162 Kräling,Arjen	0:18,026	195 Streng,Phil Colin	0:15,970	130 Kornder,Luke	0:15,224
2 130 Kornder,Luke	0:49,328	195 Streng,Phil Colin	0:18,064	176 Bayyati,Cemil	0:15,930	127 Brunner Gostner,Alex	0:15,272
3 176 Bayyati,Cemil	0:49,346	164 Gerstenkorn,Marc	0:18,081	162 Kräling,Arjen	0:15,942	162 Kräling,Arjen	0:15,282
4 195 Streng,Phil Colin	0:49,367	176 Bayyati,Cemil	0:18,085	131 Kara Osman,Amin	0:15,961	188 Górcica,David	0:15,286
5 127 Brunner Gostner,Alex	0:49,438	111 Schindler,Magnus	0:18,097	130 Kornder,Luke	0:15,981	176 Bayyati,Cemil	0:15,295
6 164 Gerstenkorn,Marc	0:49,443	130 Kornder,Luke	0:18,100	127 Brunner Gostner,Alex	0:16,008	131 Kara Osman,Amin	0:15,303
7 131 Kara Osman,Amin	0:49,470	188 Górcica,David	0:18,135	153 Hezel,Max	0:16,032	164 Gerstenkorn,Marc	0:15,320
8 188 Górcica,David	0:49,513	127 Brunner Gostner,Alex	0:18,140	188 Górcica,David	0:16,035	111 Schindler,Magnus	0:15,322
9 111 Schindler,Magnus	0:49,547	131 Kara Osman,Amin	0:18,159	164 Gerstenkorn,Marc	0:16,042	195 Streng,Phil Colin	0:15,339
10 153 Hezel,Max	0:49,622	153 Hezel,Max	0:18,168	111 Schindler,Magnus	0:16,048	153 Hezel,Max	0:15,365
11 108 Berthold,Julius	0:49,803	108 Berthold,Julius	0:18,172	109 Rudzevicius,Kajus	0:16,126	108 Berthold,Julius	0:15,430
12 109 Rudzevicius,Kajus	0:49,938	109 Rudzevicius,Kajus	0:18,189	108 Berthold,Julius	0:16,188	109 Rudzevicius,Kajus	0:15,617

Qualifying practice DJKM (OK-Junior)

Die schnellsten Zeiten

Ort	Nr. Fahrername	Streckenl.	Ø Speed
Ziel	162 Krätling,Arjen	1190 m	86,9 km/h
Sektion 1	162 Krätling,Arjen	452 m	90,3 km/h
Sektion 2	195 Strenge,Phil Colin	368 m	83,2 km/h
Sektion 3	130 Kornder,Luke	370 m	87,5 km/h

	Smr.162 Krätling,Arjen DEU Nees Racing theoretisch mögliche Bestzeit 0:49,250	Smr.130 Kornder,Luke DEU SIM-ON theoretisch mögliche Bestzeit 0:49,305	Smr.176 Bayyati,Cemil DEU Lanari Racing Team theoretisch mögliche Bestzeit 0:49,310	Smr.195 Strenge,Phil Colin DEU Jens Strenge ADAC Württemberg e.V. theoretisch mögliche Bestzeit 0:49,323	Smr.127 Brunner Gosner,Alex ITA TB Racing Team theoretisch mögliche Bestzeit 0:49,420
best	Ziel Sektion 1 Sektion 2 Sektion 3 0:49,288 0:18,026 0:15,942 0:15,282	Ziel Sektion 1 Sektion 2 Sektion 3 0:49,328 0:18,100 0:15,981 0:15,224	Ziel Sektion 1 Sektion 2 Sektion 3 0:49,346 0:18,085 0:15,930 0:15,295	Ziel Sektion 1 Sektion 2 Sektion 3 0:49,367 0:18,064 0:15,920 0:15,339	Ziel Sektion 1 Sektion 2 Sektion 3 0:49,438 0:18,140 0:16,008 0:15,272
Runde 1	0:49,515 0:18,163 0:16,026 0:15,326	0:49,821 0:18,476 0:16,067 0:15,278	0:50,014 0:18,487 0:16,178 0:15,349	0:49,956 0:18,448 0:16,125 0:15,383	0:50,155 0:18,572 0:16,203 0:15,380
Runde 2	0:49,369 0:18,026 0:16,043 0:15,300	0:49,486 0:18,209 0:16,014 0:15,263	0:49,511 0:18,227 0:15,975 0:15,309	0:49,621 0:18,221 0:16,012 0:15,388	0:49,517 0:18,207 0:16,038 0:15,272
Runde 3	0:49,288 0:18,064 0:15,942 0:15,282	0:49,328 0:18,123 0:15,981 0:15,224	0:49,346 0:18,121 0:15,930 0:15,295	0:49,367 0:18,064 0:15,964 0:15,339	0:49,438 0:18,150 0:16,008 0:15,280
Runde 4	0:49,398 0:18,046 0:16,049 0:15,303	0:49,393 0:18,100 0:16,011 0:15,282	0:49,375 0:18,085 0:15,969 0:15,321	0:49,473 0:18,102 0:15,995 0:15,376	0:49,565 0:18,140 0:16,030 0:15,395
Runde 5			0:49,456 0:18,135 0:15,997 0:15,324	0:49,421 0:18,120 0:15,920 0:15,381	0:49,498 0:18,154 0:16,051 0:15,293
Runde 6					

Qualifying practice DJKM (OK-Junior)

Die schnellsten Zeiten

Ort	Nr. Fahrername	Streckenl.	Ø Speed
Ziel	162 Krilling,Arjen	1190 m	86,9 km/h
Sektion 1	162 Krilling,Arjen	452 m	90,3 km/h
Sektion 2	195 Streang,Phil Colin	368 m	83,2 km/h
Sektion 3	130 Kornder,Luke	370 m	87,5 km/h

	Snr.164 Geartenkorn,Marc CHE TB Racing Team	Snr.131 Kara Osman,Amin DEU SIM-ON	Snr.188 Gorcica,David CZE FORZA RACING z.s.	Snr.111 Schindler,Magnus DEU Lanari Racing Team	Snr.153 Hezel,Max DEU Oliver Hezel
	theoretisch mögliche Bestzeit 0:49,443	theoretisch mögliche Bestzeit 0:49,423	theoretisch mögliche Bestzeit 0:49,456	theoretisch mögliche Bestzeit 0:49,467	theoretisch mögliche Bestzeit 0:49,565
best	Ziel Sektion 1 Sektion 2 Sektion 3 0:49,443 0:18,081 0:16,042 0:15,320	Ziel Sektion 1 Sektion 2 Sektion 3 0:49,470 0:18,159 0:15,961 0:15,303	Ziel Sektion 1 Sektion 2 Sektion 3 0:49,513 0:18,135 0:16,035 0:15,286	Ziel Sektion 1 Sektion 2 Sektion 3 0:49,547 0:18,097 0:16,048 0:15,322	Ziel Sektion 1 Sektion 2 Sektion 3 0:49,622 0:18,168 0:16,032 0:15,365
Runde 1	0:49,875 0:18,355 0:16,179 0:15,341	0:50,053 0:18,467 0:16,214 0:15,372	0:50,246 0:18,444 0:16,169 0:15,633	0:50,132 0:18,406 0:16,302 0:15,424	0:50,257 0:18,517 0:16,285 0:15,455
Runde 2	0:49,611 0:18,168 0:16,077 0:15,366	0:49,899 0:18,352 0:16,143 0:15,404	0:49,785 0:18,135 0:16,047 0:15,603	0:49,587 0:18,217 0:16,048 0:15,322	0:49,669 0:18,229 0:16,075 0:15,365
Runde 3	0:49,443 0:18,081 0:16,042 0:15,320	0:49,485 0:18,159 0:15,998 0:15,328	0:49,614 0:18,259 0:16,035 0:15,320	0:49,547 0:18,097 0:16,105 0:15,345	0:49,622 0:18,168 0:16,032 0:15,422
Runde 4	0:49,626 0:18,144 0:16,089 0:15,393	0:49,470 0:18,206 0:15,961 0:15,303	0:49,684 0:18,163 0:16,109 0:15,412	0:49,677 0:18,158 0:16,139 0:15,380	0:49,847 0:18,177 0:16,187 0:15,483
Runde 5	0:50,914 0:18,189 0:16,068 0:16,657		0:49,513 0:18,162 0:16,065 0:15,286	0:49,722 0:18,146 0:16,117 0:15,459	0:49,797 0:18,183 0:16,168 0:15,446
Runde 6					

Qualifying practice DJKM (OK-Junior)

Die schnellsten Zeiten

Ort	Nr. Fahrername	Zeit	Streckenl.	Ø Speed
Ziel	162 Krölling, Arjen	0:49,288	1190 m	86,9 km/h
Sektion 1	162 Krölling, Arjen	0:18,026	452 m	90,3 km/h
Sektion 2	195 Streang, Phil Colin	0:15,920	368 m	83,2 km/h
Sektion 3	130 Kornder, Luke	0:15,224	370 m	87,5 km/h

Snr.108 Berthold, Julius
DEU

TB Racing Team

theoretisch mögliche Bestzeit 0:49,790

Ziel Sektion 1 Sektion 2 Sektion 3
0:49,803 0:18,172 0:16,188 0:15,430

Runde 1 0:50,393 0:18,502 0:16,381 0:15,510
Runde 2 0:49,803 0:18,172 0:16,201 0:15,430
Runde 3 0:49,877 0:18,230 0:16,188 0:15,459
Runde 4 0:18,238
Runde 5
Runde 6

Snr.109 Rudzevičius, Kojus
DEU

NSL Racing

theoretisch mögliche Bestzeit 0:49,932

Ziel Sektion 1 Sektion 2 Sektion 3
0:49,938 0:18,189 0:16,126 0:15,617

Runde 1 0:53,391 0:20,905 0:16,771 0:15,715
Runde 2 0:50,196 0:18,285 0:16,281 0:15,630
Runde 3 0:49,994 0:18,212 0:16,165 0:15,617
Runde 4 0:50,041 0:18,216 0:16,161 0:15,664
Runde 5 0:50,069 0:18,195 0:16,193 0:15,681
Runde 6 0:49,938 0:18,189 0:16,126 0:15,623

Ziel Sektion 1 Sektion 2 Sektion 3

free practice DJKM (OK-Junior)

Strecke / track: 1190m

started: 12 classified: 12 not classified: 0

Pos	Str. Nr.	Fahrer Driver	Nation	Bewerber / Sponsor	Nation	Lizenz R-Lizenz	Chassis / Motor / Reifen	G/W	Runden Laps	Differenz	Abstand Gap	beste Runde best Lap	in R. in L.	o Geschw. Speed
1	176	BAYYATI, Cemil	DEU	Lanari Racing Team	DEU	15366 17166	KR / IAME / VEGA		7			0:49,488	2	86,6 km/h
2	130	KORNDER, Luke	DEU	SIM-ON	DEU	12977 17883	Tony Kart / TM / VEGA		8	0:00,104	0:00,104	0:49,592	7	86,4 km/h
3	162	KRÄLING, Arjen	DEU	Nees Racing	DEU	12206 17863	KR / IAME / VEGA	G	7	0:00,150	0:00,046	0:49,638	3	86,3 km/h
4	164	GERSTENKORN, Marc	CHE	TB Racing Team	DEU	375 12562	KR / IAME / VEGA		5	0:00,172	0:00,022	0:49,660	4	86,3 km/h
5	188	GORCICA, David	CZE	FORZA RACING z.s.	CZE	23AS0082 23AT00121	MS Kart / TM / VEGA		11	0:00,250	0:00,078	0:49,738	10	86,1 km/h
6	131	KARA OSMAN, Amin	DEU	SIM-ON	DEU	31481 17883	Kosmic / TM / VEGA	G	8	0:00,268	0:00,018	0:49,756	6	86,1 km/h
7	195	STRENGE, Phil Colin	DEU	Jens Strenge ADAC Württemberg e.V.	DEU	25516 BEK1304209	LN / TM / VEGA		8	0:00,308	0:00,040	0:49,796	6	86,0 km/h
8	127	BRUNNER GOSTNER, Alex	ITA	TB Racing Team	DEU	460701 12562	KR / IAME / VEGA		8	0:00,377	0:00,069	0:49,865	7	85,9 km/h
9	111	SCHINDLER, Magnus	DEU	Lanari Racing Team	DEU	13573 17166	KR / IAME / VEGA		4	0:00,455	0:00,078	0:49,943	3	85,8 km/h
10	153	HEZEL, Max	DEU	Oliver Hezel	DEU	27217 BEK1406359	Redspeed / TM / VEGA	G	10	0:00,836	0:00,381	0:50,324	10	85,1 km/h
11	109	RUDZEVICIUS, Kajus	DEU	NSL Racing	LTU	2023-ITG/004 2023-KL/06	OTK / TM / VEGA	G	11	0:01,224	0:00,388	0:50,712	11	84,5 km/h
12	108	BERTHOLD, Julius	DEU	TB Racing Team	DEU	35753 12562	KR / IAME / VEGA		8	0:01,477	0:00,253	0:50,965	7	84,1 km/h

Rennleitung: Uwe Fuchs / Markus Peske Racedirektor: Horst Seidel

Sportkommissare: Nikolas Spaderna / Ulrich Bell / Gerhard Verlaan

Techn. Kommissare: H.-J. Dangers / M. Ambrosius / D. Pietzko / C. Schmidt / G. Mitscherling

Zeitnahme: KART-DATA timing service Franz Schieszler / Manuela Hintner

free practice DJKM (OK-Junior)

Fahrername Driver	Boyvati Cemil	Kornder Luke	Krling Arjen	Gerstenkorn Marc	Gorcica David	Kara Osman Amin	Streng Phil Collin	Gostner Alex	Schindler Magnus	Hezel Max	Rudzevicius Kajus	Berthold Julius
schnellste Runde in Runde	0:49,488 Rn. 2	0:49,592 Rn. 7	0:49,638 Rn. 3	0:49,660 Rn. 4	0:49,738 Rn. 10	0:49,756 Rn. 6	0:49,796 Rn. 6	0:49,865 Rn. 7	0:49,943 Rn. 3	0:50,324 Rn. 10	0:50,712 Rn. 11	0:50,965 Rn. 7
Speed	86,6 km/h	86,4 km/h	86,3 km/h	86,3 km/h	86,1 km/h	86,1 km/h	86,0 km/h	85,9 km/h	85,8 km/h	85,1 km/h	84,5 km/h	84,1 km/h
Lap 1	0:49,911	0:52,718	0:50,107	4:36,046	0:53,291	0:53,598	0:50,455	0:52,137	0:50,429	0:52,757	0:53,257	0:52,171
Lap 2	<u>0:49,488</u>	0:51,471	0:49,707	0:49,998	0:50,437	0:52,445	0:50,281	0:51,967	0:50,006	0:50,635	0:51,201	0:52,062
Lap 3	0:49,964	3:09,693	0:49,638	0:49,671	0:50,152	2:59,600	0:50,819	3:10,776	0:49,943	0:50,609	0:51,077	0:51,953
Lap 4	0:49,521	0:50,432	0:50,466	<u>0:49,660</u>	0:50,118	0:50,587	0:49,866	0:51,090	0:50,048	0:51,132	0:50,919	0:51,560
Lap 5	0:49,645	0:49,894	0:51,922	0:49,799	0:49,883	0:50,342	0:49,906	0:49,887	0:50,262	0:55,262	0:50,784	0:51,455
Lap 6	0:49,816	0:49,709	0:50,413	0:49,799	0:49,922	<u>0:49,756</u>	<u>0:49,796</u>	0:50,174	0:50,490	0:50,490	0:50,860	0:51,075
Lap 7	0:49,719	<u>0:49,592</u>	0:49,764	0:49,799	0:49,881	0:49,817	0:50,191	<u>0:49,865</u>	0:50,675	0:50,675	0:50,908	<u>0:50,965</u>
Lap 8		0:49,644			0:49,777	0:49,823	0:52,167	0:49,993		0:51,220	0:50,781	0:52,701
Lap 9					0:50,611					1:46,932	0:50,969	
Lap 10					<u>0:49,738</u>					<u>0:50,324</u>	0:55,119	
Lap 11					0:49,780						<u>0:50,712</u>	

free practice DJKM (OK-Junior)

Ziel		Sektion 1		Sektion 2		Sektion 3	
Fahrername	Zeit	Fahrername	Zeit	Fahrername	Zeit	Fahrername	Zeit
1 176 Bayyati,Cemil	0:49,488	130 Kornder,Luke	0:18,108	176 Bayyati,Cemil	0:16,029	176 Bayyati,Cemil	0:15,274
2 130 Kornder,Luke	0:49,592	164 Gerstenkorn,Marc	0:18,110	130 Kornder,Luke	0:16,062	162 Kräling,Arjen	0:15,312
3 162 Kräling,Arjen	0:49,638	176 Bayyati,Cemil	0:18,128	195 Strenge,Phil Colin	0:16,072	127 Brunner Gostner,Alex	0:15,346
4 164 Gerstenkorn,Marc	0:49,660	195 Strenge,Phil Colin	0:18,165	164 Gerstenkorn,Marc	0:16,099	188 Gorcica,David	0:15,349
5 188 Gorcica,David	0:49,738	131 Kara Osman,Amin	0:18,168	188 Gorcica,David	0:16,118	164 Gerstenkorn,Marc	0:15,368
6 131 Kara Osman,Amin	0:49,756	162 Kräling,Arjen	0:18,187	162 Kräling,Arjen	0:16,122	130 Kornder,Luke	0:15,387
7 195 Strenge,Phil Colin	0:49,796	111 Schindler,Magnus	0:18,196	131 Kara Osman,Amin	0:16,122	131 Kara Osman,Amin	0:15,413
8 127 Brunner Gostner,Alex	0:49,865	188 Gorcica,David	0:18,213	127 Brunner Gostner,Alex	0:16,161	195 Strenge,Phil Colin	0:15,444
9 111 Schindler,Magnus	0:49,943	127 Brunner Gostner,Alex	0:18,240	111 Schindler,Magnus	0:16,209	111 Schindler,Magnus	0:15,458
10 153 Hezel,Max	0:50,324	153 Hezel,Max	0:18,317	153 Hezel,Max	0:16,328	153 Hezel,Max	0:15,593
11 109 Rudzevicius,Kajus	0:50,712	109 Rudzevicius,Kajus	0:18,431	109 Rudzevicius,Kajus	0:16,436	108 Berthold,Julius	0:15,731
12 108 Berthold,Julius	0:50,965	108 Berthold,Julius	0:18,660	108 Berthold,Julius	0:16,544	109 Rudzevicius,Kajus	0:15,827

free practice DJKM (OK-Junior)

Die schnellsten Zeiten

Ort	Nr. Fahrername	Streckenkil.	Ø Speed
Ziel	176 Bayyati, Cemil	1190 m	86,6 km/h
Sektion 1	130 Kornder, Luke	452 m	89,9 km/h
Sektion 2	176 Bayyati, Cemil	368 m	82,7 km/h
Sektion 3	176 Bayyati, Cemil	370 m	87,2 km/h

	Smr.176 Bayyati,Cemil DEU Lanari Racing Team theoretisch mögliche Bestzeit 0:49,431	Smr.130 Kornder,Luke DEU SIM-ON theoretisch mögliche Bestzeit 0:49,557	Smr.162 Krilling,Arien DEU Nees Racing theoretisch mögliche Bestzeit 0:49,621	Smr.164 Gerstenkorn,Marc CHE TB Racing Team theoretisch mögliche Bestzeit 0:49,577	Smr.188 Gorcica,David CZE FORZA RACING z.s. theoretisch mögliche Bestzeit 0:49,680
best	0:49,488 0:18,128 0:16,029 0:15,274	0:49,592 0:18,108 0:16,062 0:15,387	0:49,638 0:18,187 0:16,122 0:15,312	0:49,660 0:18,110 0:16,099 0:15,368	0:49,738 0:18,213 0:16,118 0:15,349
Runde 1	0:49,911 0:18,419 0:16,121 0:15,371	0:52,718 0:18,524 0:18,476 0:15,718	0:50,107 0:18,372 0:16,423 0:15,312	4:36,046 4:02,781 0:17,449 0:15,816	0:53,291 0:19,253 0:18,201 0:15,837
Runde 2	0:49,488 0:18,176 0:16,038 0:15,274	0:51,471 0:18,430 0:16,493 0:16,548	0:49,707 0:18,248 0:16,145 0:15,314	0:49,998 0:18,399 0:16,176 0:15,423	0:50,437 0:18,523 0:16,323 0:15,591
Runde 3	0:49,964 0:18,239 0:16,253 0:15,472	3:09,693 2:31,868 0:21,907 0:15,918	0:49,638 0:18,187 0:16,131 0:15,320	0:49,671 0:18,204 0:16,099 0:15,368	0:50,152 0:18,450 0:16,203 0:15,499
Runde 4	0:49,521 0:18,128 0:16,029 0:15,364	0:50,432 0:18,400 0:16,460 0:15,572	0:50,466 0:18,268 0:16,772 0:15,426	0:49,660 0:18,139 0:16,152 0:15,369	0:50,118 0:18,317 0:16,294 0:15,507
Runde 5	0:49,645 0:18,194 0:16,072 0:15,379	0:49,894 0:18,193 0:16,221 0:15,480	0:51,922 0:20,270 0:16,242 0:15,410	0:49,799 0:18,110 0:16,183 0:15,506	0:49,883 0:18,254 0:16,177 0:15,452
Runde 6	0:49,816 0:18,155 0:16,217 0:15,444	0:49,709 0:18,239 0:16,083 0:15,387	0:50,413 0:18,237 0:16,666 0:15,510		0:49,922 0:18,302 0:16,199 0:15,421
Runde 7	0:49,719 0:18,246 0:16,037 0:15,436	0:49,592 0:18,127 0:16,062 0:15,403	0:49,764 0:18,236 0:16,122 0:15,406		0:49,881 0:18,305 0:16,177 0:15,399
Runde 8		0:49,644 0:18,108 0:16,143 0:15,393			0:49,777 0:18,251 0:16,123 0:15,403
Runde 9					0:50,611 0:18,213 0:16,192 0:16,206
Runde 10					0:49,738 0:18,235 0:16,118 0:15,385
Runde 11					0:49,780 0:18,216 0:16,215 0:15,349

free practice DJKM (OK-Junior)

Die schnellsten Zeiten

Ort	Nr. Fahrername	Streckenl.	Ø Speed
Ziel	176.Bayyati,Cemil	1190 m	86,6 km/h
Sektion 1	130.Kornader,Luke	452 m	89,9 km/h
Sektion 2	176.Bayyati,Cemil	368 m	82,7 km/h
Sektion 3	176.Bayyati,Cemil	370 m	87,2 km/h

	Stnr.131 Kara Osman,Amin DEU SIM-ON	Stnr.195 Strenge,Phil Colin DEU Jens Strenge ADAC Württemberg e.V.	Stnr.127 Brunner Gostner,Alex ITA TB Racing Team	Stnr.111 Schindler,Magnus DEU Lanari Racing Team	Stnr.153 Hezel,Max DEU Oliver Hezel
	theoretisch mögliche Bestzeit 0:49,703	theoretisch mögliche Bestzeit 0:49,681	theoretisch mögliche Bestzeit 0:49,747	theoretisch mögliche Bestzeit 0:49,863	theoretisch mögliche Bestzeit 0:50,238
best	Ziel Sektion 1 Sektion 2 Sektion 3 0:49,756 0:18,168 0:16,122 0:15,413	Ziel Sektion 1 Sektion 2 Sektion 3 0:49,796 0:18,165 0:16,072 0:15,444	Ziel Sektion 1 Sektion 2 Sektion 3 0:49,865 0:18,240 0:16,161 0:15,346	Ziel Sektion 1 Sektion 2 Sektion 3 0:49,943 0:18,196 0:16,209 0:15,458	Ziel Sektion 1 Sektion 2 Sektion 3 0:50,324 0:18,317 0:16,328 0:15,593
Runde 1	0:53,598 0:19,365 0:18,406 0:15,827	0:50,455 0:18,633 0:16,305 0:15,517	0:52,137 0:19,554 0:16,822 0:15,761	0:50,429 0:18,561 0:16,326 0:15,542	0:52,757 0:18,580 0:18,333 0:15,844
Runde 2	0:52,445 0:19,010 0:16,699 0:16,736	0:50,281 0:18,450 0:16,269 0:15,562	0:51,967 0:18,784 0:16,633 0:16,550	0:50,006 0:18,220 0:16,318 0:15,468	0:50,635 0:18,534 0:16,411 0:15,690
Runde 3	2:59,600 2:25,950 0:17,304 0:16,346	0:50,819 0:18,856 0:16,519 0:15,444	3:10,776 2:35,923 0:19,097 0:15,756	0:49,943 0:18,196 0:16,209 0:15,538	0:50,609 0:18,463 0:16,480 0:15,666
Runde 4	0:50,587 0:18,737 0:16,322 0:15,528	0:49,866 0:18,288 0:16,072 0:15,506	0:51,090 0:19,239 0:16,368 0:15,483	0:50,048 0:18,309 0:16,281 0:15,458	0:51,132 0:18,469 0:16,694 0:15,969
Runde 5	0:50,342 0:18,216 0:16,640 0:15,486	0:49,906 0:18,277 0:16,123 0:15,506	0:49,887 0:18,315 0:16,161 0:15,411		0:55,262 0:21,114 0:18,475 0:15,673
Runde 6	0:49,756 0:18,220 0:16,122 0:15,414	0:49,796 0:18,165 0:16,116 0:15,515	0:50,174 0:18,518 0:16,195 0:15,461		0:50,490 0:18,414 0:16,480 0:15,596
Runde 7	0:49,817 0:18,168 0:16,219 0:15,430	0:50,191 0:18,229 0:16,283 0:15,679	0:49,865 0:18,303 0:16,216 0:15,346		0:50,675 0:18,360 0:16,620 0:15,695
Runde 8	0:49,823 0:18,231 0:16,179 0:15,413	0:52,167 0:18,407 0:16,482 0:17,278	0:49,993 0:18,240 0:16,301 0:15,452		0:51,220 0:18,413 0:16,328 0:16,479
Runde 9					1:46,932 1:14,516 0:16,672 0:15,744
Runde 10					0:50,324 0:18,317 0:16,414 0:15,593
Runde 11					

free practice DKJM (OK-Junior)

Die schnellsten Zeiten

Ort	Nr. Fahrername	Zeit	Streckl.	Ø Speed
Ziel	176.Bayyati,Cemil	0:49,488	1190 m	86,6 km/h
Sektion 1	130.Körndler,Luke	0:18,108	452 m	89,9 km/h
Sektion 2	176.Bayyati,Cemil	0:16,029	368 m	82,7 km/h
Sektion 3	176.Bayyati,Cemil	0:15,274	370 m	87,2 km/h

Stm.109 Rudzevicius,Kajus DEU NSL Racing		Stm.108 Berthold,Julius DEU TB Racing Team		
theoretisch mögliche Bestzeit 0:50,694		theoretisch mögliche Bestzeit 0:50,935		
Ziel	Sektion 1	Sektion 2	Sektion 3	
best	0:50,712	0:18,431	0:16,436	0:15,827
Runde 1	0:53,257	0:19,090	0:18,093	0:16,074
Runde 2	0:51,201	0:18,531	0:16,631	0:16,039
Runde 3	0:51,077	0:18,559	0:16,565	0:15,953
Runde 4	0:50,919	0:18,476	0:16,585	0:15,858
Runde 5	0:50,784	0:18,470	0:16,487	0:15,827
Runde 6	0:50,860	0:18,472	0:16,513	0:15,875
Runde 7	0:50,908	0:18,493	0:16,585	0:15,830
Runde 8	0:50,781	0:18,431	0:16,480	0:15,870
Runde 9	0:50,969	0:18,444	0:16,560	0:15,965
Runde 10	0:55,119	0:21,813	0:17,358	0:15,948
Runde 11	0:50,712	0:18,440	0:16,486	0:15,836

Ziel	Sektion 1	Sektion 2	Sektion 3	
best	0:50,965	0:18,660	0:16,544	0:15,731
Runde 1	0:52,171	0:19,126	0:16,993	0:16,052
Runde 2	0:52,062	0:19,072	0:17,064	0:15,926
Runde 3	0:51,953	0:19,046	0:16,851	0:16,056
Runde 4	0:51,560	0:18,973	0:16,716	0:15,871
Runde 5	0:51,455	0:18,997	0:16,656	0:15,802
Runde 6	0:51,075	0:18,733	0:16,544	0:15,798
Runde 7	0:50,965	0:18,683	0:16,551	0:15,731
Runde 8	0:52,701	0:18,660	0:16,683	0:17,358

free practice DJKM (OK-Junior)

Ziel		Sektion 1		Sektion 2		Sektion 3	
Fahrername	Zeit	Fahrername	Zeit	Fahrername	Zeit	Fahrername	Zeit
1 176 Bayyati,Cemil	0:49,488	130 Kornder,Luke	0:18,108	176 Bayyati,Cemil	0:16,029	176 Bayyati,Cemil	0:15,274
2 130 Kornder,Luke	0:49,592	164 Gerstenkorn,Marc	0:18,110	130 Kornder,Luke	0:16,062	162 Kräling,Arjen	0:15,312
3 162 Kräling,Arjen	0:49,638	176 Bayyati,Cemil	0:18,128	195 Strenge,Phil Colin	0:16,072	127 Brunner Gostner,Alex	0:15,346
4 164 Gerstenkorn,Marc	0:49,660	195 Strenge,Phil Colin	0:18,165	164 Gerstenkorn,Marc	0:16,099	188 Gorcica,David	0:15,349
5 188 Gorcica,David	0:49,738	131 Kara Osman,Amin	0:18,168	188 Gorcica,David	0:16,118	164 Gerstenkorn,Marc	0:15,368
6 131 Kara Osman,Amin	0:49,756	162 Kräling,Arjen	0:18,187	162 Kräling,Arjen	0:16,122	130 Kornder,Luke	0:15,387
7 195 Strenge,Phil Colin	0:49,796	111 Schindler,Magnus	0:18,196	131 Kara Osman,Amin	0:16,122	131 Kara Osman,Amin	0:15,413
8 127 Brunner Gostner,Alex	0:49,865	188 Gorcica,David	0:18,213	127 Brunner Gostner,Alex	0:16,161	195 Strenge,Phil Colin	0:15,444
9 111 Schindler,Magnus	0:49,943	127 Brunner Gostner,Alex	0:18,240	111 Schindler,Magnus	0:16,209	111 Schindler,Magnus	0:15,458
10 153 Hezel,Max	0:50,324	153 Hezel,Max	0:18,317	153 Hezel,Max	0:16,328	153 Hezel,Max	0:15,593
11 109 Rudzevicius,Kajus	0:50,712	109 Rudzevicius,Kajus	0:18,431	109 Rudzevicius,Kajus	0:16,436	108 Berthold,Julius	0:15,731
12 108 Berthold,Julius	0:50,965	108 Berthold,Julius	0:18,660	108 Berthold,Julius	0:16,544	109 Rudzevicius,Kajus	0:15,827

free practice DJKM (OK-Junior)

Die schnellsten Zeiten

Ort	Nr. Fahrername	Streckenkil.	Ø Speed
Ziel	176 Bayyati, Cemil	1190 m	86,6 km/h
Sektion 1	130 Kornder, Luke	452 m	89,9 km/h
Sektion 2	176 Bayyati, Cemil	368 m	82,7 km/h
Sektion 3	176 Bayyati, Cemil	370 m	87,2 km/h

	Smr.176 Bayyati,Cemil DEU Lanari Racing Team theoretisch mögliche Bestzeit 0:49,431	Smr.130 Kornder,Luke DEU SIM-ON theoretisch mögliche Bestzeit 0:49,557	Smr.162 Krilling,Arjen DEU Nees Racing theoretisch mögliche Bestzeit 0:49,621	Smr.164 Gerstenkorn,Marc CHE TB Racing Team theoretisch mögliche Bestzeit 0:49,577	Smr.188 Gorcica,David CZE FORZA RACING z.s. theoretisch mögliche Bestzeit 0:49,680
best	0:49,488 0:18,128 0:16,029 0:15,274	0:49,592 0:18,108 0:16,062 0:15,387	0:49,638 0:18,187 0:16,122 0:15,312	0:49,660 0:18,110 0:16,099 0:15,368	0:49,738 0:18,213 0:16,118 0:15,349
Runde 1	0:49,911 0:18,419 0:16,121 0:15,371	0:52,718 0:18,524 0:18,476 0:15,718	0:50,107 0:18,372 0:16,423 0:15,312	4:36,046 4:02,781 0:17,449 0:15,816	0:53,291 0:19,253 0:18,201 0:15,837
Runde 2	0:49,488 0:18,176 0:16,038 0:15,274	0:51,471 0:18,430 0:16,493 0:16,548	0:49,707 0:18,248 0:16,145 0:15,314	0:49,998 0:18,399 0:16,176 0:15,423	0:50,437 0:18,523 0:16,323 0:15,591
Runde 3	0:49,964 0:18,239 0:16,253 0:15,472	3:09,693 2:31,868 0:21,907 0:15,918	0:49,638 0:18,187 0:16,131 0:15,320	0:49,671 0:18,204 0:16,099 0:15,368	0:50,152 0:18,450 0:16,203 0:15,499
Runde 4	0:49,521 0:18,128 0:16,029 0:15,364	0:50,432 0:18,400 0:16,460 0:15,572	0:50,466 0:18,268 0:16,772 0:15,426	0:49,660 0:18,139 0:16,152 0:15,369	0:50,118 0:18,317 0:16,294 0:15,507
Runde 5	0:49,645 0:18,194 0:16,072 0:15,379	0:49,894 0:18,193 0:16,221 0:15,480	0:51,922 0:20,270 0:16,242 0:15,410	0:49,799 0:18,110 0:16,183 0:15,506	0:49,883 0:18,254 0:16,177 0:15,452
Runde 6	0:49,816 0:18,155 0:16,217 0:15,444	0:49,709 0:18,239 0:16,083 0:15,387	0:50,413 0:18,237 0:16,666 0:15,510		0:49,922 0:18,302 0:16,199 0:15,421
Runde 7	0:49,719 0:18,246 0:16,037 0:15,436	0:49,592 0:18,127 0:16,062 0:15,403	0:49,764 0:18,236 0:16,122 0:15,406		0:49,881 0:18,305 0:16,177 0:15,399
Runde 8		0:49,644 0:18,108 0:16,143 0:15,393			0:49,777 0:18,251 0:16,123 0:15,403
Runde 9					0:50,611 0:18,213 0:16,192 0:16,206
Runde 10					0:49,738 0:18,235 0:16,118 0:15,385
Runde 11					0:49,780 0:18,216 0:16,215 0:15,349

free practice DJKM (OK-Junior)

Die schnellsten Zeiten

Ort	Nr. Fahrername	Streckenl.	Ø Speed
Ziel	176.Bayyati,Cemil	1190 m	86,6 km/h
Sektion 1	130.Kornäder,Luke	452 m	89,9 km/h
Sektion 2	176.Bayyati,Cemil	368 m	82,7 km/h
Sektion 3	176.Bayyati,Cemil	370 m	87,2 km/h

	Stnr.131 Kara Osman,Amin DEU SIM-ON	Stnr.195 Strenge,Phil Colin DEU Jens Strenge ADAC Württemberg e.V.	Stnr.127 Brunner Gostner,Alex ITA TB Racing Team	Stnr.111 Schindler,Magnus DEU Lanari Racing Team	Stnr.153 Hezel,Max DEU Oliver Hezel
	theoretisch mögliche Bestzeit 0:49,703	theoretisch mögliche Bestzeit 0:49,681	theoretisch mögliche Bestzeit 0:49,747	theoretisch mögliche Bestzeit 0:49,863	theoretisch mögliche Bestzeit 0:50,238
best	Ziel Sektion 1 Sektion 2 Sektion 3 0:49,756 0:18,168 0:16,122 0:15,413	Ziel Sektion 1 Sektion 2 Sektion 3 0:49,796 0:18,165 0:16,072 0:15,444	Ziel Sektion 1 Sektion 2 Sektion 3 0:49,865 0:18,240 0:16,161 0:15,346	Ziel Sektion 1 Sektion 2 Sektion 3 0:49,943 0:18,196 0:16,209 0:15,458	Ziel Sektion 1 Sektion 2 Sektion 3 0:50,324 0:18,317 0:16,328 0:15,593
Runde 1	0:53,598 0:19,365 0:18,406 0:15,827	0:50,455 0:18,633 0:16,305 0:15,517	0:52,137 0:19,554 0:16,822 0:15,761	0:50,429 0:18,561 0:16,326 0:15,542	0:52,757 0:18,580 0:18,333 0:15,844
Runde 2	0:52,445 0:19,010 0:16,699 0:16,736	0:50,281 0:18,450 0:16,269 0:15,562	0:51,967 0:18,784 0:16,633 0:16,550	0:50,006 0:18,220 0:16,318 0:15,468	0:50,635 0:18,534 0:16,411 0:15,690
Runde 3	2:59,600 2:25,950 0:17,304 0:16,346	0:50,819 0:18,856 0:16,519 0:15,444	3:10,776 2:35,923 0:19,097 0:15,756	0:49,943 0:18,196 0:16,209 0:15,538	0:50,609 0:18,463 0:16,480 0:15,666
Runde 4	0:50,587 0:18,737 0:16,322 0:15,528	0:49,866 0:18,288 0:16,072 0:15,506	0:51,090 0:19,239 0:16,368 0:15,483	0:50,048 0:18,309 0:16,281 0:15,458	0:51,132 0:18,469 0:16,694 0:15,969
Runde 5	0:50,342 0:18,216 0:16,640 0:15,486	0:49,906 0:18,277 0:16,123 0:15,506	0:49,887 0:18,315 0:16,161 0:15,411		0:55,262 0:21,114 0:18,475 0:15,673
Runde 6	0:49,756 0:18,220 0:16,122 0:15,414	0:49,796 0:18,165 0:16,116 0:15,515	0:50,174 0:18,518 0:16,195 0:15,461		0:50,490 0:18,414 0:16,480 0:15,596
Runde 7	0:49,817 0:18,168 0:16,219 0:15,430	0:50,191 0:18,229 0:16,283 0:15,679	0:49,865 0:18,303 0:16,216 0:15,346		0:50,675 0:18,360 0:16,620 0:15,695
Runde 8	0:49,823 0:18,231 0:16,179 0:15,413	0:52,167 0:18,407 0:16,482 0:17,278	0:49,993 0:18,240 0:16,301 0:15,452		0:51,220 0:18,413 0:16,328 0:16,479
Runde 9					1:46,932 1:14,516 0:16,672 0:15,744
Runde 10					0:50,324 0:18,317 0:16,414 0:15,593
Runde 11					

free practice DJKM (OK-Junior)

Die schnellsten Zeiten

Ort	Nr. Fahrername	Zeit	Streckl.	Ø Speed
Ziel	176.Bayyati,Cemil	0:49,488	1190 m	86,6 km/h
Sektion 1	130.Körndler,Luke	0:18,108	452 m	89,9 km/h
Sektion 2	176.Bayyati,Cemil	0:16,029	368 m	82,7 km/h
Sektion 3	176.Bayyati,Cemil	0:15,274	370 m	87,2 km/h

Stm.109 Rudzevicius,Kajus DEU NSL Racing		Stm.108 Berthold,Julius DEU TB Racing Team		
theoretisch mögliche Bestzeit 0:50,694		theoretisch mögliche Bestzeit 0:50,935		
Ziel	Sektion 1	Sektion 2	Sektion 3	
best	0:50,712	0:18,431	0:16,436	0:15,827
Runde 1	0:53,257	0:19,090	0:18,093	0:16,074
Runde 2	0:51,201	0:18,531	0:16,631	0:16,039
Runde 3	0:51,077	0:18,559	0:16,565	0:15,953
Runde 4	0:50,919	0:18,476	0:16,585	0:15,858
Runde 5	0:50,784	0:18,470	0:16,487	0:15,827
Runde 6	0:50,860	0:18,472	0:16,513	0:15,875
Runde 7	0:50,908	0:18,493	0:16,585	0:15,830
Runde 8	0:50,781	0:18,431	0:16,480	0:15,870
Runde 9	0:50,969	0:18,444	0:16,560	0:15,965
Runde 10	0:55,119	0:21,813	0:17,358	0:15,948
Runde 11	0:50,712	0:18,440	0:16,486	0:15,836

Ziel	Sektion 1	Sektion 2	Sektion 3	
best	0:50,965	0:18,660	0:16,544	0:15,731
Runde 1	0:52,171	0:19,126	0:16,993	0:16,052
Runde 2	0:52,062	0:19,072	0:17,064	0:15,926
Runde 3	0:51,953	0:19,046	0:16,851	0:16,056
Runde 4	0:51,560	0:18,973	0:16,716	0:15,871
Runde 5	0:51,455	0:18,997	0:16,656	0:15,802
Runde 6	0:51,075	0:18,733	0:16,544	0:15,798
Runde 7	0:50,965	0:18,683	0:16,551	0:15,731
Runde 8	0:52,701	0:18,660	0:16,683	0:17,358